

Prior Lake, MN

The National Community Survey

Report of Results

2022

Report by:



POWERED BY POLCO



Visit us online!
www.polco.us

About The NCS™

The National Community Survey™ (The NCS™) report is about the “livability” of Prior Lake. A livable community is a place that is not simply habitable, but that is desirable. It is not only where people do live, but where they want to live. The survey was developed by the experts from National Research Center at Polco.

Great communities are partnerships of the government, private sector, community-based organizations and residents, all geographically connected. The NCS captures residents’ opinions considering ten central facets of a community:

- Economy
- Mobility
- Community Design
- Utilities
- Safety
- Natural Environment
- Parks and Recreation
- Health and Wellness
- Education, Arts, and Culture
- Inclusivity and Engagement

The report provides the opinions of a representative sample of 519 residents of the City of Prior Lake collected from May 16th, 2022 to July 5, 2022. The margin of error around any reported percentage is 4.3% for all respondents and the response rate for the 2022 survey was 19%. Survey results were weighted so that the demographic profile of respondents was representative of the demographic profile of adults in Prior Lake.

How the results are reported

For the most part, the percentages presented in the following tabs represent the “percent positive.” Most commonly, the percent positive is the combination of the top two most positive response options (i.e., excellent/good, very safe/somewhat safe, etc.). On many of the questions in the survey respondents may answer “don’t know.” The proportion of respondents giving this reply is shown in the full set of responses included in the tab “Complete data.” However, these responses have been removed from the analyses presented in most of the tabs. In other words, the tables and graphs display the responses from respondents who had an opinion about a specific item.

Comparisons to benchmarks

NRC’s database of comparative resident opinion is comprised of resident perspectives gathered in surveys from over 600 communities whose residents evaluated the same kinds of topics on The National Community Survey. The comparison evaluations are from the most recent survey completed in each community in the last five years. NRC adds the latest results quickly upon survey completion, keeping the benchmark data fresh and relevant. The communities in the database represent a wide geographic and population range. In each tab, Prior Lake’s results are noted as being “higher” than the benchmark, “lower” than the benchmark, or “similar” to the benchmark, meaning that the average rating given by Prior Lake residents is statistically similar to or different (greater or lesser) than the benchmark. Being rated as “higher” or “lower” than the benchmark means that Prior Lake’s average rating for a particular item was more than 10 points different than the benchmark. If a rating was “much higher” or “much lower,” then Prior Lake’s average rating was more than 20 points different when compared to the benchmark.

The survey was administered during the COVID-19 pandemic, a time of challenge for many local governments. While we provide comparisons to national benchmarks, it is important to note that much of the benchmark data was collected prior to the pandemic. This may impact how your City’s 2022 ratings compare to other communities’ ratings from the past five years.



Trends over time

Trend data for Prior Lake represent important comparison data and should be examined for improvements or declines*. Deviations from stable trends over time represent opportunities for understanding how local policies, programs, or public information may have affected residents' opinions. Changes between survey years have been noted with an arrow and the percent difference. If the difference is greater than eight percentage points between the 2017 and 2022 surveys, the change is statistically significant.

*It is important to note that Prior Lake's 2017 survey was not conducted by Polco/NRC, and a number of factors (such as differences in survey construction, outreach methodology, and analysis methods) may affect the comparisons drawn between these years. Differences in survey question wording could have potentially altered the meaning of the item for the respondent. If an item was not included during the 2017 survey administration, or if survey items were deemed too different and unlikely to provide accurate trend comparisons, no trends will be available.

Methods

Selecting survey recipients

All households within the City of Prior Lake were eligible to participate in the survey. A list of all households within the zip codes serving Prior Lake was purchased from Go-Dog Direct based on updated listings from the United States Postal Service. Since some of the zip codes that serve the City of Prior Lake households may also serve addresses that lie outside of the community, the exact geographic location of each housing unit was compared to community boundaries using the most current municipal boundary file. Addresses located outside of the City of Prior Lake boundaries were removed from the list of potential households to survey. From that list, addresses were randomly selected as survey recipients, with multi-family housing units (defined as those with a unit number) sampled at a rate of 5:3 compared to single family housing units.

An individual within each household was selected using the birthday method. The birthday method selects a person within the household by asking the “person whose birthday has most recently passed” to complete the questionnaire. The underlying assumption in this method is that day of birth has no relationship to the way people respond to surveys. This instruction was contained in the introduction of the survey.

Conducting the survey

The 2,800 randomly selected households received mailings beginning on May 16th, 2022 and the survey remained open for 7 weeks. The first mailing was a postcard inviting the household to participate in the survey. The next mailing contained a cover letter with instructions, the survey questionnaire, and a postage-paid return envelope. All mailings included a web link to give residents the opportunity to respond to the survey online. All follow-up mailings asked those who had not completed the survey to do so and those who had already done so to refrain from completing the survey again.

About 2% of the 2,800 mailed invitations or surveys were returned because the household address was vacant or the postal service was unable to deliver the survey as addressed. Of the remaining 2731 households that received the invitations to participate, 519 completed the survey, providing an overall response rate of 19%. The response rate was calculated using AAPOR’s response rate #2* for mailed surveys of unnamed persons.

It is customary to describe the precision of estimates made from surveys by a “level of confidence” and accompanying “confidence interval” (or margin of error). A traditional level of confidence, and the one used here, is 95%. The 95% confidence interval can be any size and quantifies the sampling error or imprecision of the survey results because some residents’ opinions are relied on to estimate all residents’ opinions. The margin of error for the City of Prior Lake survey is no greater than plus or minus 4.3 percentage points around any given percent reported for all respondents (519 completed surveys).

In addition to the randomly selected “probability sample” of households, a link to an online open participation survey was publicized by the City of Prior Lake. The open participation survey was identical to the probability sample survey with a question about where they heard about the survey. The open participation survey was open to all city residents and became available on June 20th, 2022. The survey remained open for 2 weeks. The data presented in the following tabs exclude the open participation survey data, but a tab at the end provides the complete frequency of responses to questions by the open participation respondents.

Analyzing the data

Responses from mailed surveys were entered into an electronic dataset using a “key and verify” method, where all responses are entered twice and compared to each other. Any discrepancies were resolved in comparison to the original survey form. Range checks as well as other forms of quality control were also performed. Responses from surveys completed on Polco were downloaded and merged with the mailed survey responses.

The demographics of the survey respondents were compared to those found in the 2010 Census and 2019 American Community Survey estimates for adults in the City of Prior Lake. The primary objective of weighting survey data is to make the survey respondents reflective of the larger population of the community. The characteristics used for weighting were age, sex, race, Hispanic origin, housing type, housing, and tenure. No adjustments were made for design effects. Weights were calculated using an iterative, multiplicative raking model known as the ANES Weighting Algorithm.* The results of the weighting scheme for the probability sample are presented in the following table.

NRC aligns demographic labels with those used by the U.S. Census for reporting purposes, when possible. Some categories (e.g., age, race/Hispanic origin, housing type, and length of residency) are combined into smaller subgroups.

		Unweighted	Weighted	Target*
Age	18-34	6%	22%	22%
	35-54	32%	43%	43%
	55+	63%	35%	35%
Hispanic origin	No, not Spanish, Hispanic, or Latino	98%	98%	98%
	Spanish, Hispanic, or Latino	2%	2%	2%
Housing tenure	Own	93%	84%	84%
	Rent	7%	16%	16%
Housing type	Attached	28%	32%	32%
	Detached	72%	68%	68%
Race & Hispanic origin	Not white alone	9%	10%	10%
	White alone, not Hispanic or Latino	91%	90%	90%
Sex	Female	55%	51%	51%
	Male	45%	49%	49%
Sex/age	Female 18-34	3%	10%	10%
	Female 35-54	17%	22%	22%
	Female 55+	35%	19%	19%
	Male 18-34	3%	11%	11%
	Male 35-54	14%	21%	21%
	Male 55+	27%	17%	17%

The survey datasets were analyzed using all or some of a combination of the Statistical Package for the Social Sciences (SPSS), R, Python and Tableau. For the most part, the percentages presented in the reports represent the “percent positive.” The percent positive is the combination of the top two most positive response options (i.e., excellent/good, very safe/somewhat safe, essential/very important, etc.), or, in the case of resident behaviors/participation, the percent positive represents the proportion of respondents indicating “yes” or participating in an activity at least once a month.

On many of the questions in the survey respondents may answer “don’t know.” The proportion of respondents giving this reply is shown in the full set of responses included in the tab “Complete data”. However, these responses have been removed from the analyses presented in the reports. In other words, the tables and graphs display the responses from respondents who had an opinion about a specific item.

Contact

The City of Prior Lake funded this research. Please contact Lori Olson of the City of Prior Lake at lolson@priorlakemn.gov if you have any questions about the survey.

Survey Validity

See the Polco Knowledge Base article on survey validity at <https://info.polco.us/knowledge/statistical-vali>

* See AAPOR’s Standard Definitions for more information at

<https://www.aapor.org/Publications-Media/AAPOR-Journals/Standard-Definitions.aspx>

* Pasek, J. (2010). ANES Weighting Algorithm. Retrieved from

<https://web.stanford.edu/group/iriss/cgi-bin/anesrake/resources/RakingDescription.pdf>

* Targets come from the 2010 Census and 2019 American Community Survey

Highlights

Prior Lake residents enjoy a positive quality of life.

About 9 in 10 respondents favorably reviewed the overall quality of life in the city and the city as a place to live. A similarly high proportion were likely to recommend living in Prior Lake to others (93%) and planned to remain in the city for the next five years (90%). In addition, 8 in 10 residents positively rated the overall image or reputation of Prior Lake and the city as a place to raise children.

Prior Lake's economy is a strong community feature.

Results relating to the economy in Prior Lake tended to be positive, with 82% of residents rating the overall economic health of Prior Lake as excellent or good. About half of residents favorably evaluated Prior Lake as a place to work, and three-quarters gave high marks to Prior Lake as a place to visit. About 70% of the community offered positive ratings for the city's overall quality of business and service establishments, while about half of residents were pleased with both the variety of business and service establishments and the vibrancy of the downtown/commercial area. Employment opportunities in Prior Lake received positive reviews from about 40% of residents, on par with the national average. Cost of living and shopping opportunities were rated favorably by about 3 in 10 respondents, which were also similar to comparison communities across the nation. While Prior Lake's economy received high marks overall, residents are less optimistic about their own economic outlook. When asked what impact, if any, the economy would likely have on their family income in the next six months, only 11% of residents expected the impact to be somewhat or very positive, which was lower than the national benchmark.

Most residents feel a strong sense of safety in the city.

Safety is a priority and a strength for Prior Lake, with most residents rating this facet as both of high importance and high quality. About 84% of respondents gave favorable reviews to the overall feeling of safety in the city. Virtually all residents (97%) said they felt very or somewhat safe in both Prior Lake's downtown/commercial area and in their neighborhoods during the day. Similarly, most residents reported feeling safe from natural disasters (92%), violent crime (90%), and property crime (76%). The City's safety services also received high marks from respondents. About 9 in 10 gave positive reviews of fire services, police services, ambulance or emergency medical services, and fire prevention and education. About 8 in 10 residents did the same for crime prevention, animal control, and emergency preparedness.

Residents appreciate Prior Lake's natural environment and recreational opportunities.

Ratings for survey items related to Prior Lake's natural environment tended to be positive and on par with or above national averages. About 92% of residents gave excellent or good reviews to the overall quality of natural environment in Prior Lake. About 7 in 10 offered positive evaluations of Prior Lake's open space, preservation of natural areas, and yard waste pick-up services, while roughly 8 in 10 residents favorably rated recycling. Prior Lake's cleanliness (90%) and air quality (93%) were both rated above the national average, as was the availability of paths and walking trails (87%). Water resources scored much higher than benchmark comparisons (88% excellent or good). About 9 in 10 residents were also pleased with the overall quality of parks and recreation opportunities and city parks, while about 8 in 10 residents in Prior Lake positively reviewed the city's recreation programs or classes, recreational opportunities, and fitness opportunities.

A series of custom questions unique to Prior Lake asked residents to consider different aspects of the city's parks and recreation offerings. The first question regarding usage and participation found that residents most regularly and frequently utilized natural areas and trails (75% visiting weekly or monthly), followed closely by parks, playgrounds and picnic areas (65%). In general, residents reported lower rates of overall participation in sports leagues and usage of sports fields/courts, and most community members attended events (e.g., concerts, markets, etc.) a few times a year. In another question about the quality of parks and recreation facilities and amenities, 9 in 10 residents positively rated Prior Lake's neighborhood parks, trails, baseball/softball fields, and soccer/football/lacrosse fields. About 8 in 10 residents gave excellent or good reviews to the tennis/pickle ball courts, shelters, and playgrounds, while 7 in 10 were pleased with the parking near recreational facilities. When asked about prioritizing local parks and natural environment projects, 6 in 10 residents said that maintaining existing trails should be a high priority for the Prior Lake community, rising to the top of the list.

Facets of livability

Resident perceptions of quality and importance for each of the facets of community livability provide an overview of community strengths and challenges that are useful for planning, budgeting and performance evaluation. The charts below show the proportion of residents who rated the community facets positively for quality and the priority (importance) placed on each. Also displayed is whether local ratings were lower, similar, or higher than communities across the country (the national benchmark).

Please rate each of the following characteristics as they relate to Prior Lake as a whole.
 (% excellent or good)

		vs. benchmark*
Overall economic health	82%	Similar
Overall quality of the transportation system	61%	Similar
Overall design or layout of residential and commercial areas	65%	Similar
Overall quality of the utility infrastructure	72%	Similar
Overall feeling of safety	84%	Similar
Overall quality of natural environment	92%	Similar
Overall quality of parks and recreation opportunities	90%	Similar
Overall health and wellness opportunities	82%	Similar
Overall opportunities for education, culture, and the arts	64%	Similar
Residents' connection and engagement with their community	66%	Similar

Please rate how important, if at all, you think it is for the Prior Lake community to focus on each of the following in the coming two years.
 (% essential or very important)

Overall economic health	88%	Similar
Overall quality of the transportation system	62%	Similar
Overall design or layout of residential and commercial areas	76%	Similar
Overall quality of the utility infrastructure	90%	Similar
Overall feeling of safety	94%	Similar
Overall quality of natural environment	83%	Similar
Overall quality of parks and recreation opportunities	78%	Similar
Overall health and wellness opportunities	69%	Similar
Overall opportunities for education, culture, and the arts	59%	Lower
Residents' connection and engagement with their community	65%	Similar

* Comparison to the national benchmark is shown. If no comparison is available, this is left blank.

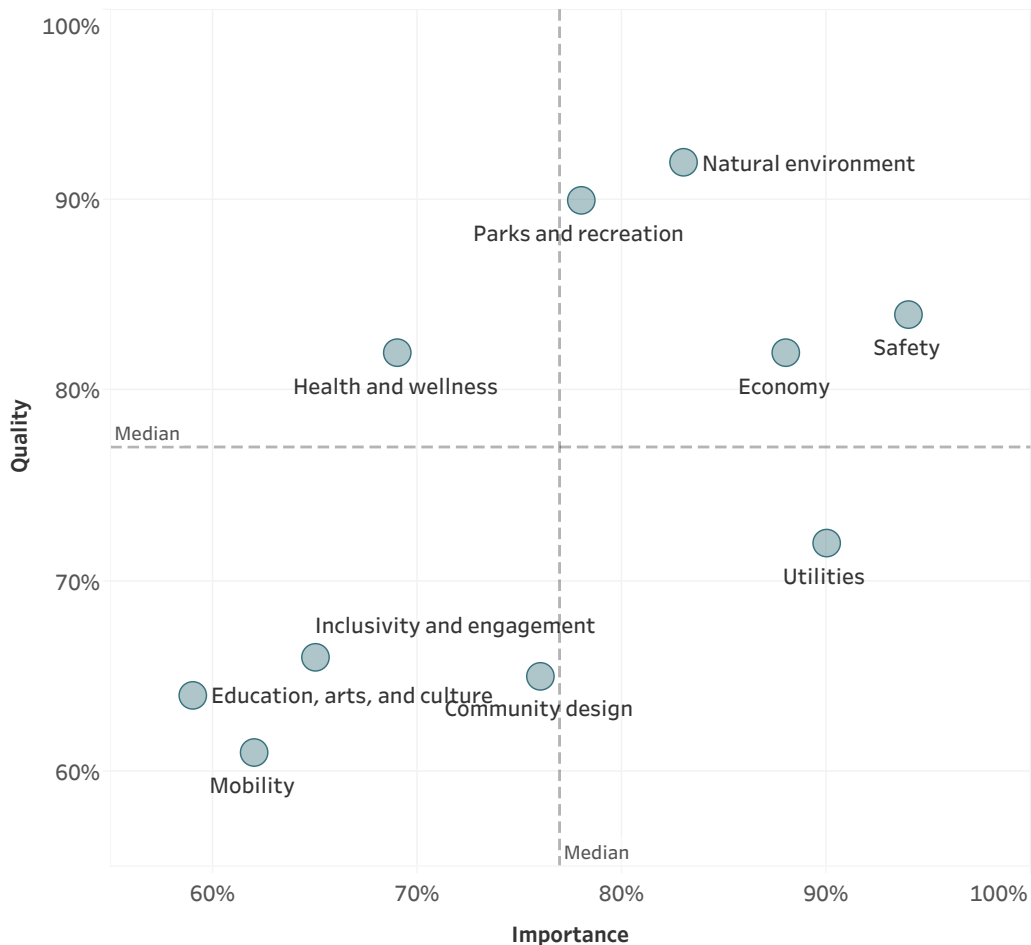
Balancing performance and importance

Every jurisdiction must balance limited resources while meeting resident needs and striving to optimize community livability. To this end, it is helpful to know what aspects of the community are most important to residents and which they perceive as being of higher or lower quality. It is especially helpful to know when a facet of livability is considered of high importance but rated as lower quality, as this should be a top priority to address.

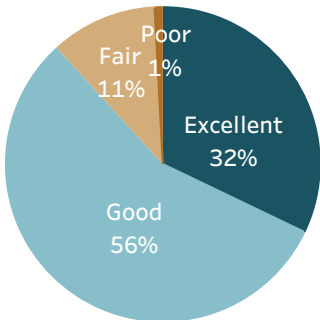
To help guide Prior Lake’s staff and officials with decisions on future resource allocation, resident ratings of the importance of services were compared to their ratings of the quality of these services. To identify the services perceived by residents to have relatively lower quality at the same time as relatively higher importance, all services were ranked from highest perceived quality to lowest perceived quality and from highest perceived importance to lowest perceived importance. Some services were in the top half of both lists (higher quality and higher importance); some were in the top half of one list but the bottom half of the other (higher quality and lower importance or lower quality and higher importance); and some services were in the bottom half of both lists.

Services receiving quality ratings of excellent or good by 77% or more of respondents were considered of “higher quality” and those with ratings lower than 77% were considered to be of “lower quality.” Services were classified as “more important” if they were rated as essential or very important by 77% or more of respondents. Services were rated as “less important” if they received a rating of less than 77%. This classification uses the median ratings for quality and importance to divide the services in half.

The quadrants in the figure below show which community facets were given higher or lower importance ratings (right-left) and which had higher or lower quality ratings (up-down). Facets of livability falling closer to a diagonal line from the lower left to the upper right are those where performance ratings are more commensurate with resident priorities. Facets scoring closest to the lower right hand corner of the matrix (higher in importance and lower in quality) are those that may warrant further investigation to see if changes to their delivery are necessary to improve their performance. This is the key part of this chart on which to focus. Facets falling in the top left hand corner of the chart (lower in importance but higher in quality) are areas where performance may outscore resident priorities, and may be a consideration for lower resource allocation.



The overall quality of life in Prior Lake



Quality of life

Measuring community livability starts with assessing the quality of life of those who live there, and ensuring that the community is attractive, accessible, and welcoming to all.

Please rate each of the following aspects of quality of life in Prior Lake. (% excellent or good)

		vs. benchmark*
Prior Lake as a place to live	93%	Similar
The overall quality of life	88%	Similar

Please indicate how likely or unlikely you are to do each of the following. (% very or somewhat likely)

Recommend living in Prior Lake to someone who asks	93%	Similar
Remain in Prior Lake for the next five years	90%	Similar

Please rate each of the following in the Prior Lake community. (% excellent or good)

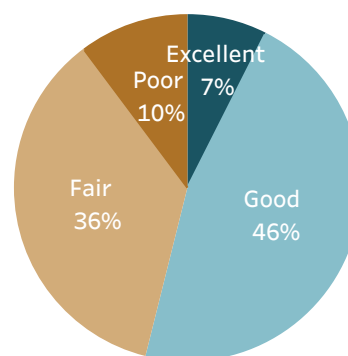
Overall image or reputation	76%	Similar
-----------------------------	-----	---------

* Comparison to the national benchmark is shown. If no comparison is available, this is left blank.

Governance

Strong local governments produce results that meet the needs of residents while making the best use of available resources, and are responsive to the present and future needs of the community as a whole.

Overall confidence in Prior Lake government



Please rate the quality of each of the following services in Prior Lake.
(% excellent or good)

		vs. benchmark*
Overall customer service by Prior Lake employees	86%	Similar
Public information services	72%	Similar

Please rate the following categories of Prior Lake government performance.
(% excellent or good)

Treating residents with respect	71%	Similar
Being honest	65%	Similar
Treating all residents fairly	62%	Similar
Generally acting in the best interest of the community	59%	Similar
The overall direction that Prior Lake is taking	57%	Similar
Being open and transparent to the public	56%	Similar
Informing residents about issues facing the community	55%	Similar
The job Prior Lake government does at welcoming resident involvement	55%	Similar
Overall confidence in Prior Lake government	54%	Similar
The value of services for the taxes paid to Prior Lake	45%	Similar

Overall, how would you rate the quality of the services provided by each of the following?
(% excellent or good)

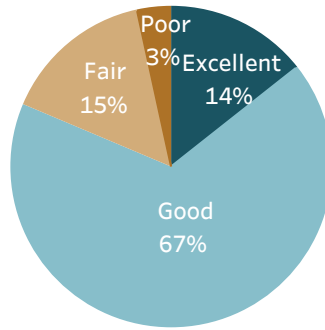
The City of Prior Lake	76%	Similar
The Federal Government	34%	Similar

* Comparison to the national benchmark is shown. If no comparison is available, this is left blank.

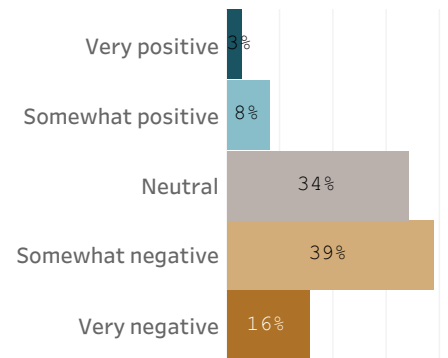
Economy

Local governments work together with private and nonprofit businesses, and with the community at large, to foster sustainable growth, create jobs, and promote a thriving local economy.

Overall economic health of Prior Lake



What impact, if any, do you think the economy will have on your family income in the next 6 months? Do you think the impact will be:



Please rate each of the following aspects of quality of life in Prior Lake. (% excellent or good)

		vs. benchmark*
Prior Lake as a place to visit	76%	Similar
Prior Lake as a place to work	54%	Similar

Please rate each of the following characteristics as they relate to Prior Lake as a whole. (% excellent or good)

Overall economic health	82%	Similar
-------------------------	-----	---------

Please rate each of the following in the Prior Lake community. (% excellent or good)

Overall quality of business and service establishments	70%	Similar
Variety of business and service establishments	52%	Similar
Vibrancy of downtown/commercial area	50%	Similar
Employment opportunities	40%	Similar
Shopping opportunities	35%	Similar
Cost of living	30%	Similar

Please rate the quality of each of the following services in Prior Lake. (% excellent or good)

Economic development	61%	Similar
----------------------	-----	---------

What impact, if any, do you think the economy will have on your family income in the next 6 months? Do you think the impact will be:

(% very or somewhat positive)

What impact, if any, do you think the economy will have on your family income in the next 6 months? Do you think the impact will be:

11%

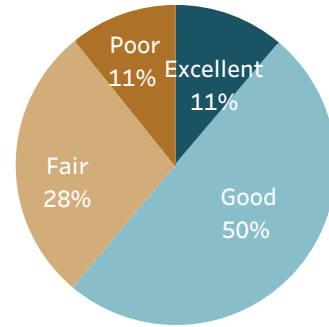
Lower

* Comparison to the national benchmark is shown. If no comparison is available, this is left blank.

Mobility

The ease with which residents can move about their communities, whether for commuting, leisure, or recreation, plays a major role in the quality of life for all who live, work, and play in the community.

Overall quality of the transportation system in Prior Lake



Please rate each of the following characteristics as they relate to Prior Lake as a whole.
(% excellent or good)

		vs. benchmark*
Overall quality of the transportation system	61%	Similar

Please also rate each of the following in the Prior Lake community.
(% excellent or good)

Ease of travel by car	76%	Similar
Ease of walking	71%	Similar
Ease of travel by bicycle	60%	Similar
Ease of public parking	59%	Similar
Traffic flow on major streets	58%	Similar
Ease of travel by public transportation	28%	Similar

Please indicate whether or not you have done each of the following in the last 12 months.
(% yes)

Walked or biked instead of driving	62%	Similar
Carpooled with other adults or children instead of driving alone	43%	Similar
Used public transportation instead of driving	8%	Lower

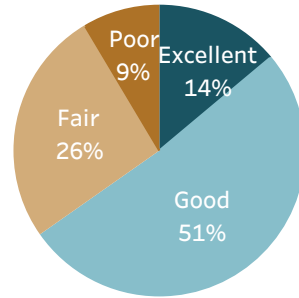
Please rate the quality of each of the following services in Prior Lake.
(% excellent or good)

Snow removal	81%	Higher
Street cleaning	80%	Higher

Street lighting	73%	Similar
Sidewalk maintenance	73%	Similar
Traffic enforcement	69%	Similar
Traffic signal timing	59%	Similar
Street repair	53%	Similar
Bus or transit services	50%	Similar

* Comparison to the national benchmark is shown. If no comparison is available, this is left blank.

Overall design or layout of Prior Lake's residential and commercial areas



Community design

A well-designed community enhances the quality of life for its residents by encouraging smart land use and zoning, ensuring that affordable housing is accessible to all, and providing access to parks and other green spaces.

Please rate each of the following aspects of quality of life in Prior Lake.
(% excellent or good)

		vs. benchmark*
Your neighborhood as a place to live	88%	Similar

Please rate each of the following characteristics as they relate to Prior Lake as a whole.
(% excellent or good)

Overall design or layout of residential and commercial areas	65%	Similar
--	-----	---------

Please also rate each of the following in the Prior Lake community.
(% excellent or good)

Overall appearance	82%	Similar
Well-designed neighborhoods	72%	Similar
Public places where people want to spend time	68%	Similar
Overall quality of new development	67%	Similar
Preservation of the historical or cultural character of the community	63%	Similar
Well-planned residential growth	58%	Similar
Variety of housing options	56%	Similar
Availability of affordable quality housing	36%	Similar
Well-planned commercial growth	35%	Similar

Please rate the quality of each of the following services in Prior Lake.
(% excellent or good)

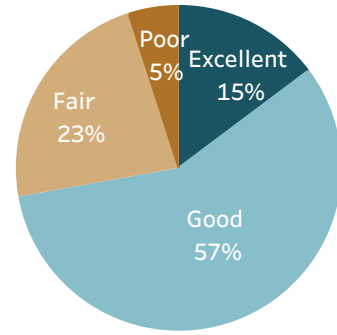
Code enforcement	57%	Similar
Land use, planning and zoning	54%	Similar

* Comparison to the national benchmark is shown. If no comparison is available, this is left blank.

Utilities

Services such as water, gas, electricity, and internet access play a vital role in ensuring the physical and economic health and well-being of the communities they serve.

Overall quality of the utility infrastructure in Prior Lake



Please rate the quality of each of the following services in Prior Lake.
(% excellent or good)

		vs. benchmark*
Sewer services	90%	Similar
Garbage collection	86%	Similar
Power (electric and/or gas) utility	84%	Similar
Storm water management	84%	Similar
Drinking water	79%	Similar
Utility billing	77%	Similar
Affordable high-speed internet access	42%	Similar

Please rate each of the following characteristics as they relate to Prior Lake as a whole.
(% excellent or good)

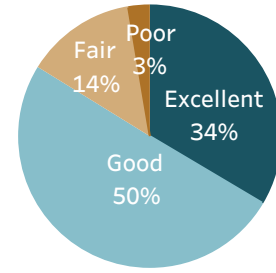
Overall quality of the utility infrastructure	72%	Similar
---	-----	---------

* Comparison to the national benchmark is shown. If no comparison is available, this is left blank.

Safety

Public safety is often the most important task facing local governments. All residents should feel safe and secure in their neighborhoods and in the greater community, and providing robust safety-related services is essential to residents' quality of life.

Overall feeling of safety in Prior Lake



Please rate each of the following characteristics as they relate to Prior Lake as a whole.
(% excellent or good)

		vs. benchmark*
Overall feeling of safety	84%	Similar

Please rate how safe or unsafe you feel:
(% very or somewhat safe)

In your neighborhood during the day	97%	Similar
In Prior Lake's downtown/commercial area during the day	97%	Similar
From fire, flood, or other natural disaster	92%	Similar
From violent crime	90%	Similar
From property crime	76%	Similar

Please rate the quality of each of the following services in Prior Lake.
(% excellent or good)

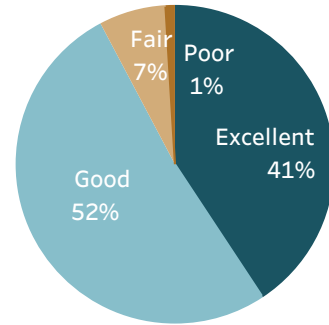
Fire services	93%	Similar
Ambulance or emergency medical services	90%	Similar
Police/Sheriff services	86%	Similar
Fire prevention and education	86%	Similar
Emergency preparedness	80%	Similar
Crime prevention	80%	Similar
Animal control	78%	Similar

* Comparison to the national benchmark is shown. If no comparison is available, this is left blank.

Natural environment

The natural environment plays a vital role in the health and well-being of residents. The natural spaces in which residents live and experience their communities has a direct and profound effect on quality of life.

Overall quality of natural environment in Prior Lake



Please rate each of the following characteristics as they relate to Prior Lake as a whole.
(% excellent or good)

		vs. benchmark*
Overall quality of natural environment	92%	Similar

Please also rate each of the following in the Prior Lake community.
(% excellent or good)

Air quality	93%	Higher
Cleanliness	90%	Higher
Water resources	88%	Much higher

Please rate the quality of each of the following services in Prior Lake.
(% excellent or good)

Recycling	80%	Similar
Prior Lake open space	71%	Similar
Preservation of natural areas	70%	Similar
Yard waste pick-up	70%	Similar

* Comparison to the national benchmark is shown. If no comparison is available, this is left blank.

Parks and recreation

“There are no communities that pride themselves on their quality of life, promote themselves as a desirable location for businesses to relocate, or maintain that they are environmental stewards of their natural resources, without such communities having a robust, active system of parks and recreation programs for public use and enjoyment.”

- National Recreation and Park Association

Overall quality of the parks and recreation opportunities



Please rate each of the following characteristics as they relate to Prior Lake as a whole.
(% excellent or good)

		vs. benchmark*
Overall quality of parks and recreation opportunities	90%	Similar

Please also rate each of the following in the Prior Lake community.
(% excellent or good)

Availability of paths and walking trails	87%	Higher
Fitness opportunities	82%	Similar
Recreational opportunities	81%	Similar

Please rate the quality of each of the following services in Prior Lake.
(% excellent or good)

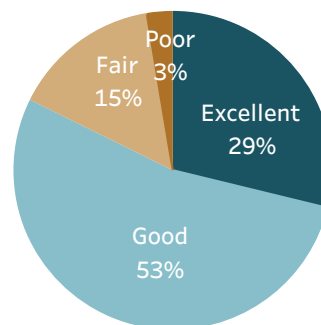
City parks	87%	Similar
Recreation programs or classes	81%	Similar
Recreation centers or facilities	65%	Similar

* Comparison to the national benchmark is shown. If no comparison is available, this is left blank.

Health and wellness

The characteristics of and amenities available in the communities in which people live has a direct impact on the health and wellness of residents, and thus, on their quality of life overall.

Overall health and wellness opportunities in Prior Lake



Please rate each of the following characteristics as they relate to Prior Lake as a whole.
(% excellent or good)

		vs. benchmark*
Overall health and wellness opportunities	82%	Similar

Please also rate each of the following in the Prior Lake community.
(% excellent or good)

Availability of affordable quality health care	74%	Similar
Availability of preventive health services	71%	Similar
Availability of affordable quality food	59%	Similar
Availability of affordable quality mental health care	46%	Similar

Please rate the quality of each of the following services in Prior Lake.
(% excellent or good)

Health services	79%	Similar
-----------------	-----	---------

Please rate your overall health.
(% excellent or very good)

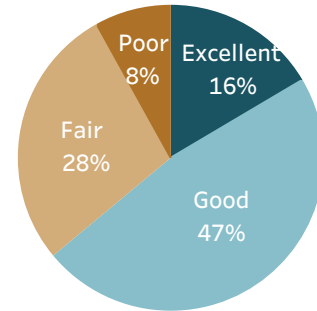
Please rate your overall health.	75%	Similar
----------------------------------	-----	---------

* Comparison to the national benchmark is shown. If no comparison is available, this is left blank.

Education, arts, and culture

Participation in the arts, in educational opportunities, and in cultural activities is linked to increased civic engagement, greater social tolerance, and enhanced enjoyment of the local community.

Overall opportunities for education, culture and the arts



Please rate each of the following characteristics as they relate to Prior Lake as a whole.
(% excellent or good)

		vs. benchmark*
Overall opportunities for education, culture, and the arts	64%	Similar

Please also rate each of the following in the Prior Lake community.
(% excellent or good)

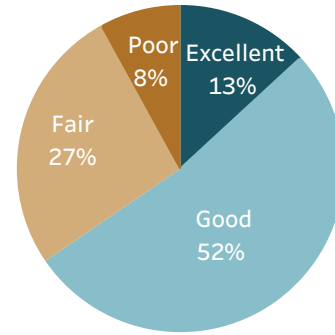
Opportunities to attend special events and festivals	77%	Similar
K-12 education	76%	Similar
Adult educational opportunities	69%	Similar
Opportunities to attend cultural/arts/music activities	65%	Similar
Community support for the arts	63%	Similar
Availability of affordable quality childcare/preschool	63%	Similar

Please rate the quality of each of the following services in Prior Lake.
(% excellent or good)

Public library services	88%	Similar
-------------------------	-----	---------

* Comparison to the national benchmark is shown. If no comparison is available, this is left blank.

Residents' connection and engagement with their community



Inclusivity and engagement

Inclusivity refers to a cultural and environmental feeling of belonging; residents who feel invited to participate within their communities feel more included, involved, and engaged than those who do not.

Please rate each of the following aspects of quality of life in Prior Lake. (% excellent or good)

		vs. benchmark*
Prior Lake as a place to raise children	83%	Similar
Sense of community	69%	Similar
Prior Lake as a place to retire	66%	Similar

Please rate each of the following characteristics as they relate to Prior Lake as a whole. (% excellent or good)

Residents' connection and engagement with their community	66%	Similar
---	-----	---------

Please rate the job you feel the Prior Lake community does at each of the following. (% excellent or good)

Making all residents feel welcome	71%	Similar
Taking care of vulnerable residents	69%	Similar
Valuing/respecting residents from diverse backgrounds	57%	Similar
Attracting people from diverse backgrounds	51%	Similar

Please also rate each of the following in the Prior Lake community. (% excellent or good)

Opportunities to participate in social events and activities	74%	Similar
Opportunities to volunteer	72%	Similar
Sense of civic/community pride	70%	Similar

Opportunities to participate in community matters	69%	Similar
Neighborliness of residents	69%	Similar
Openness and acceptance of the community toward people of diverse backgrounds	56%	Similar

* Comparison to the national benchmark is shown. If no comparison is available, this is left blank.

Residents' participation levels

Please indicate whether or not you have done each of the following in the last 12 months.
(% yes)

		vs...
Voted in your most recent local election	79%	Similar
Contacted the City of Prior Lake for help or information	44%	Similar
Volunteered your time to some group/activity	28%	Similar
Watched a local public meeting	24%	Similar
Attended a local public meeting	22%	Similar
Contacted Prior Lake elected officials to express your opinion	12%	Similar
Campaigned or advocated for a local issue, cause, or candidate	11%	Similar

In general, how many times do you:
(% a few times a week or more)

Use or check email	98%	Similar
Access the internet from your cell phone	95%	Similar
Access the internet from your home	94%	Similar
Visit social media sites	80%	Similar
Shop online	64%	Similar
Share your opinions online	22%	Similar

* Comparison to the national benchmark is shown. If no comparison is available, this is left blank.

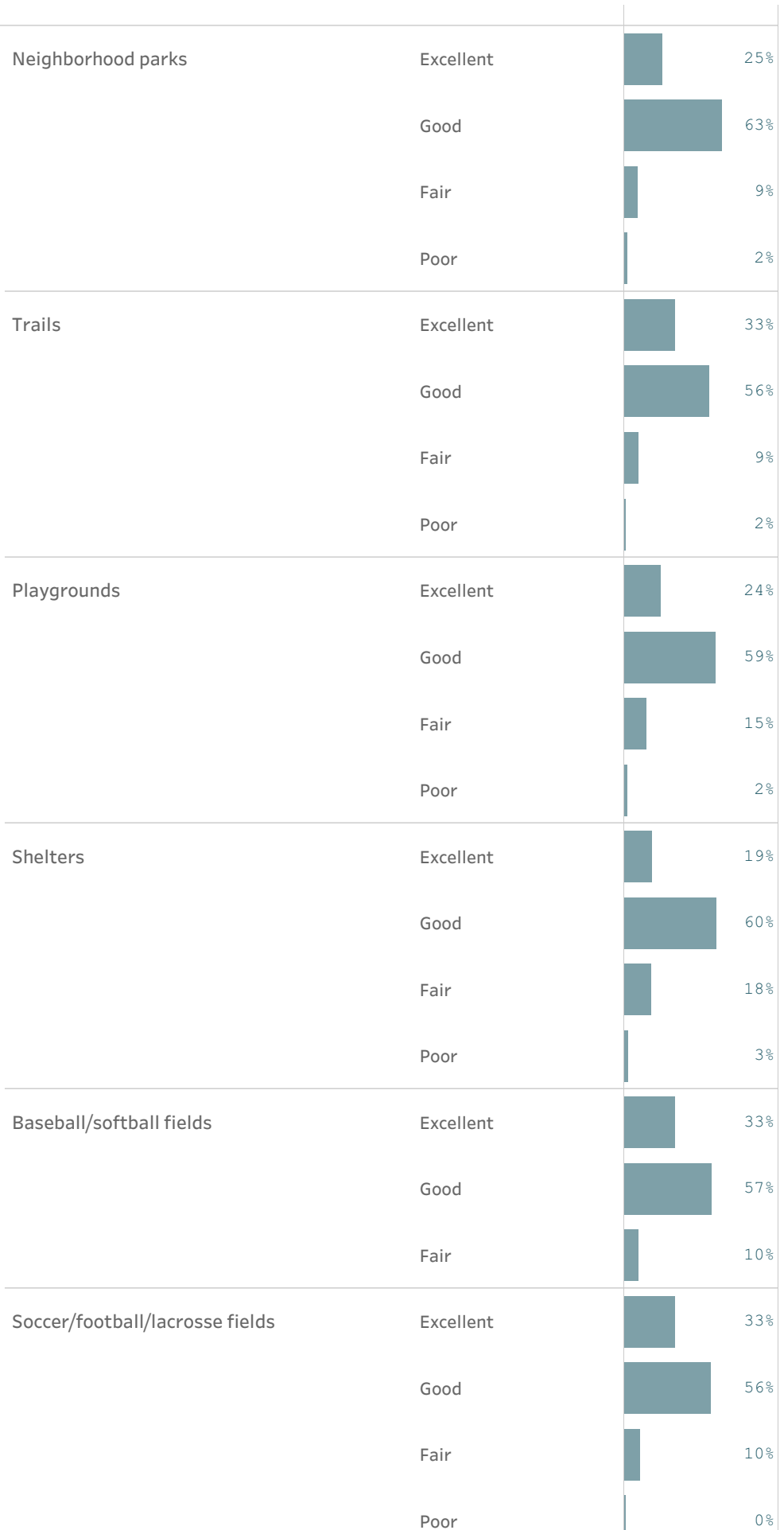
Custom questions

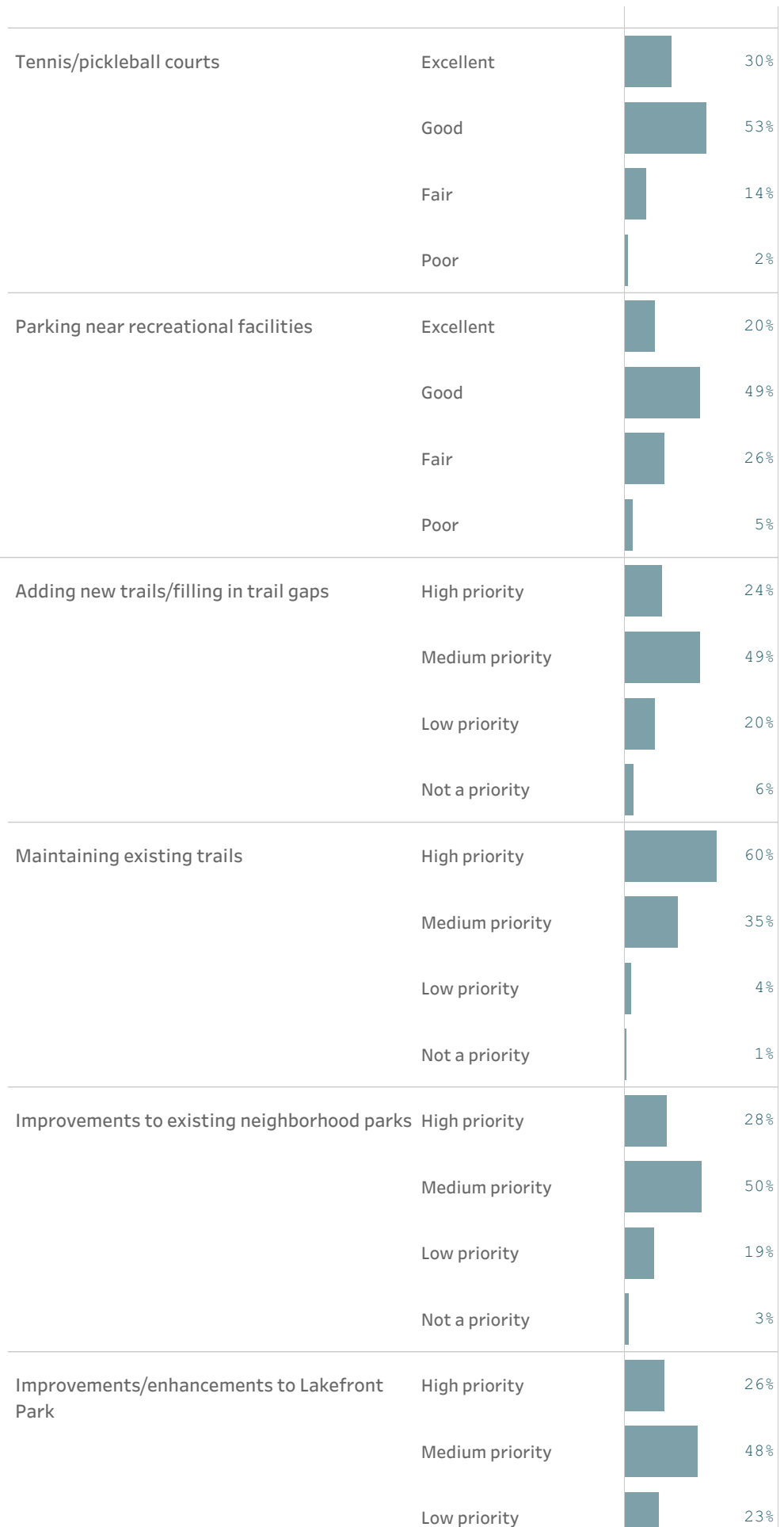
Below are the complete set of responses to each custom question on the survey. By default, "don't know" responses are excluded, but may be added to the table using the response filter below.

Include "don't know"
No

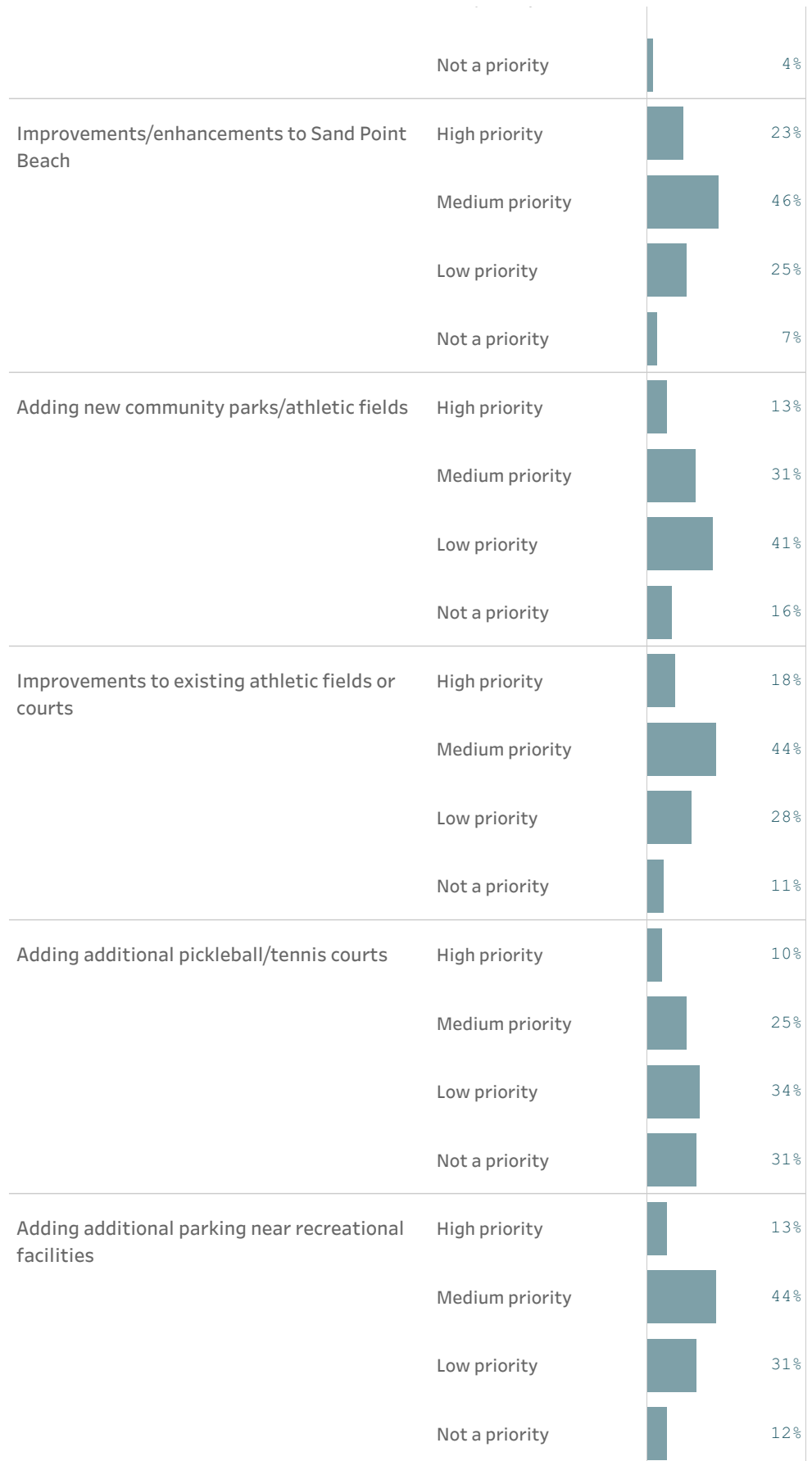
Question	Response	Percentage
During the past few years, on average, how often did you use or participate in the following in Prior Lake?	Parks, playgrounds and picnic areas	
	Weekly	37%
	Monthly	28%
	A few times per year	29%
	Never	6%
Natural areas and trails	Weekly	45%
	Monthly	30%
	A few times per year	18%
	Never	7%
Sports fields or courts	Weekly	18%
	Monthly	20%
	A few times per year	24%
	Never	38%
Sports leagues	Weekly	13%
	Monthly	10%
	A few times per year	13%
	Never	64%
Events (e.g., concerts, markets, etc.)	Weekly	4%
	Monthly	20%
	A few times per year	65%
	Never	12%

Please rate the quality of each of the following existing parks and recreation facilities and amenities in Prior Lake.





Please indicate how much of a priority, if any, you feel each of the following should be within the Prior Lake community.



How much of a source, if at all, are each of the following for you for getting information about the City government and its activities, events, and services?

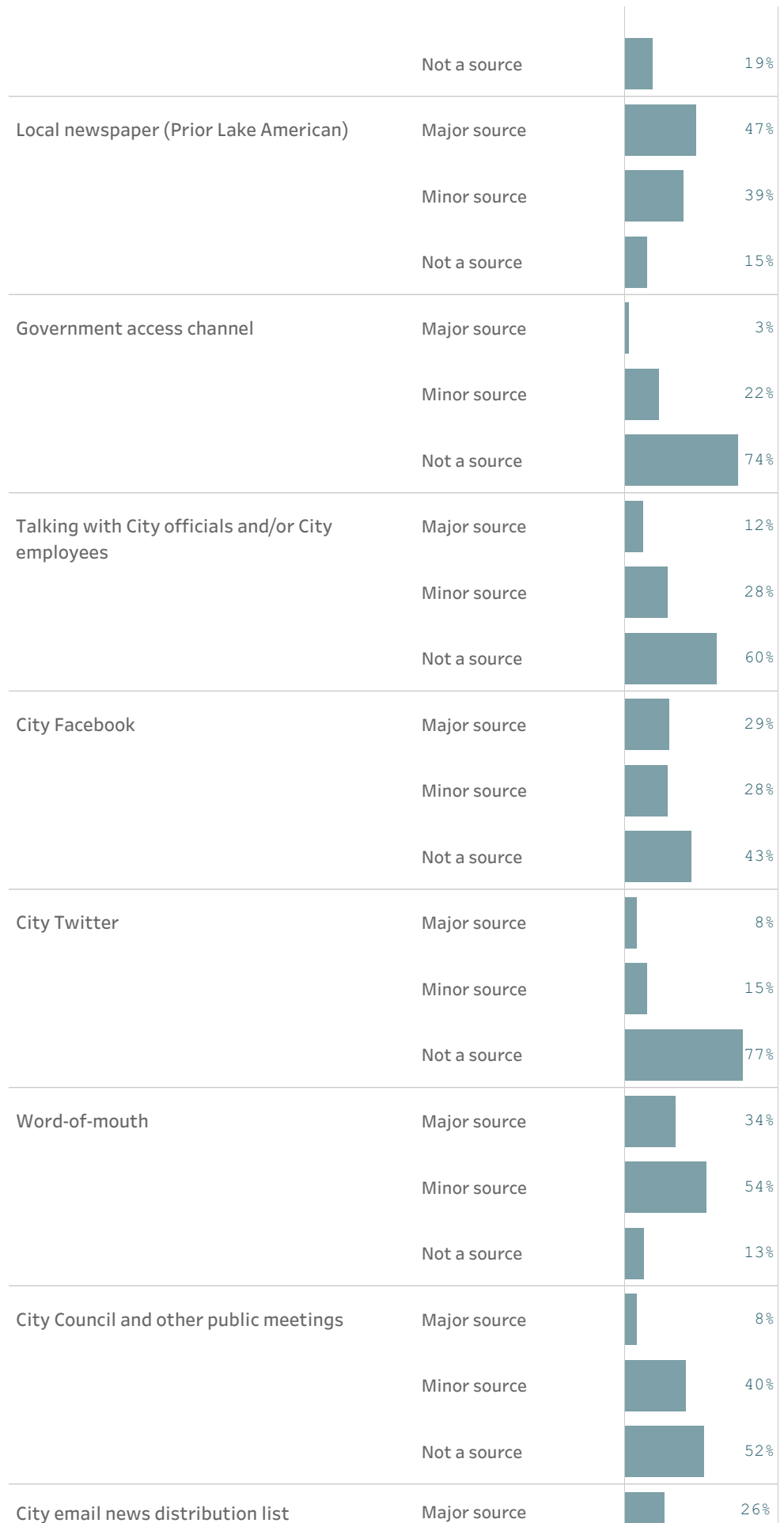
City website (www.priorlakemn.gov)

Major source

40%

Minor source

41%



Minor source

31%

Not a source

43%

National benchmark tables

This table contains the comparisons of Prior Lake’s results to those from other communities. The first column shows the comparison of Prior Lake’s rating to the benchmark. Prior Lake’s results are noted as being “higher”, “lower” or “similar” to the benchmark, meaning that the average rating given by Prior Lake residents is statistically similar to or different than the benchmark. The second column is Prior Lake’s “percent positive.” Most commonly, the percent positive is the combination of the top two most positive response options (i.e., excellent/good). The third column is the rank assigned to Prior Lake’s rating among communities where a similar question was asked. The fourth column is the number of communities that asked a similar question. The fifth column shows the percentile for Prior Lake’s result -- that is what percent of surveyed communities had a lower rating than Prior Lake.

			% positive	Rank	Number of communities	Percentile
Please rate each of the following aspects of quality of life in Prior Lake.	Prior Lake as a place to live	Similar	93%	152	340	55
	Your neighborhood as a place to live	Similar	88%	101	292	65
	Prior Lake as a place to raise children	Similar	83%	193	344	44
	Prior Lake as a place to work	Similar	54%	239	335	28
	Prior Lake as a place to visit	Similar	76%	88	293	70
	Prior Lake as a place to retire	Similar	66%	191	340	44
	The overall quality of life	Similar	88%	136	366	63
	Sense of community	Similar	69%	130	292	55
Please rate each of the following characteristics as they relate to Prior Lake as a whole.	Overall economic health	Similar	82%	104	280	63
	Overall quality of the transportation system	Similar	61%	68	165	59
	Overall design or layout of residential and commercial areas	Similar	65%	128	273	53
	Overall quality of the utility infrastructure	Similar	72%	76	161	53
	Overall feeling of safety	Similar	84%	151	331	54
	Overall quality of natural environment	Similar	92%	52	282	81
	Overall quality of parks and recreation opportunities	Similar	90%	45	167	73
	Overall health and wellness opportunities	Similar	82%	74	275	73
	Overall opportunities for education, culture, and the arts	Similar	64%	158	277	43
	Residents’ connection and engagement with their community	Similar	66%	56	162	66
Please indicate how likely or unlikely you are to do each of the following	Recommend living in Prior Lake to someone who asks	Similar	93%	63	284	78

Please indicate how likely or unlikely you are to do each of the following.	Remain in Prior Lake for the next five years	Similar	90%	35	281	87
Please rate how safe or unsafe you feel:	In your neighborhood during the day	Similar	97%	108	311	65
	In Prior Lake's downtown/commercial area during the day	Similar	97%	58	295	80
	From property crime	Similar	76%	99	170	42
	From violent crime	Similar	90%	53	170	69
	From fire, flood, or other natural disaster	Similar	92%	24	160	85
Please rate the job you feel the Prior Lake community does at each of the following.	Making all residents feel welcome	Similar	71%	71	168	58
	Attracting people from diverse backgrounds	Similar	51%	120	165	27
	Valuing/respecting residents from diverse backgrounds	Similar	57%	124	166	25
	Taking care of vulnerable residents	Similar	69%	30	162	82
Please rate each of the following in the Prior Lake community.	Overall quality of business and service establishments	Similar	70%	134	280	52
	Variety of business and service establishments	Similar	52%	113	162	30
	Vibrancy of downtown/commercial area	Similar	50%	124	262	53
	Employment opportunities	Similar	40%	190	296	36
	Shopping opportunities	Similar	35%	218	287	24
	Cost of living	Similar	30%	195	274	29
	Overall image or reputation	Similar	76%	170	336	49
Please also rate each of the following in the Prior Lake community.	Traffic flow on major streets	Similar	58%	130	308	58
	Ease of public parking	Similar	59%	133	256	48
	Ease of travel by car	Similar	76%	107	295	64
	Ease of travel by public transportation	Similar	28%	160	256	37
	Ease of travel by bicycle	Similar	60%	116	297	61
	Ease of walking	Similar	71%	124	298	58
	Well-planned residential growth	Similar	58%	63	164	62
	Well-planned commercial growth	Similar	35%	117	164	29
	Well-designed neighborhoods	Similar	72%	54	161	67

Please also rate each of the following in the Prior Lake community.	Please also rate each of the following in the Prior Lake community.					
	Rating	Percentage	Count	Count	Count	
Preservation of the historical or cultural character of the community	Similar	63%	95	161	41	
Public places where people want to spend time	Similar	68%	120	268	55	
Variety of housing options	Similar	56%	101	280	64	
Availability of affordable quality housing	Similar	36%	131	302	56	
Overall quality of new development	Similar	67%	62	292	79	
Overall appearance	Similar	82%	85	315	73	
Cleanliness	Higher	90%	58	303	81	
Water resources	Much higher	88%	10	147	93	
Air quality	Higher	93%	24	267	91	
Availability of paths and walking trails	Higher	87%	41	300	86	
Fitness opportunities	Similar	82%	67	268	75	
Recreational opportunities	Similar	81%	61	289	79	
Availability of affordable quality food	Similar	59%	198	262	24	
Availability of affordable quality health care	Similar	74%	83	271	69	
Availability of preventive health services	Similar	71%	85	257	67	
Availability of affordable quality mental health care	Similar	46%	114	258	56	
Opportunities to attend cultural/arts/music activities	Similar	65%	100	285	65	
Community support for the arts	Similar	63%	62	161	62	
Availability of affordable quality childcare/preschool	Similar	63%	59	269	78	
K-12 education	Similar	76%	143	272	47	
Adult educational opportunities	Similar	69%	70	265	73	
Sense of civic/community pride	Similar	70%	49	161	70	
Neighborliness of residents	Similar	69%	98	269	63	
Opportunities to participate in social events and activities	Similar	74%	65	276	76	
Opportunities to attend special events and festivals	Similar	77%	60	274	78	
Opportunities to volunteer	Similar	72%	104	272	62	

Please also rate each of the following in the Prior Lake community.	Opportunities to participate in community matters	Similar	69%	94	275	66
	Openness and acceptance of the community toward people of diverse backgrounds	Similar	56%	214	292	27
Please indicate whether or not you have done each of the following in the last 12 months.	Contacted the City of Prior Lake for help or information	Similar	44%	176	311	43
	Contacted Prior Lake elected officials to express your opinion	Similar	12%	215	269	20
	Attended a local public meeting	Similar	22%	85	270	68
	Watched a local public meeting	Similar	24%	130	251	48
	Volunteered your time to some group/activity	Similar	28%	181	273	34
	Campaigned or advocated for a local issue, cause, or candidate	Similar	11%	241	262	8
	Voted in your most recent local election	Similar	79%	65	163	60
	Used public transportation instead of driving	Lower	8%	177	245	28
	Carpooled with other adults or children instead of driving alone	Similar	43%	100	265	62
	Walked or biked instead of driving	Similar	62%	97	269	64
Please rate the quality of each of the following services in Prior Lake.	Public information services	Similar	72%	121	288	58
	Economic development	Similar	61%	129	281	54
	Traffic enforcement	Similar	69%	137	330	58
	Traffic signal timing	Similar	59%	124	274	55
	Street repair	Similar	53%	137	325	58
	Street cleaning	Higher	80%	47	286	83
	Street lighting	Similar	73%	75	316	76
	Snow removal	Higher	81%	43	244	82
	Sidewalk maintenance	Similar	73%	57	283	80
	Bus or transit services	Similar	50%	124	253	51
	Land use, planning and zoning	Similar	54%	97	289	66
	Code enforcement	Similar	57%	110	323	66
	Affordable high-speed internet access	Similar	42%	125	158	21
Garbage collection	Similar	86%	182	306	40	

Please rate the quality of each of the following services in Prior Lake.	Drinking water	Similar	79%	129	284	54	
	Sewer services	Similar	90%	84	288	71	
	Storm water management	Similar	84%	43	301	86	
	Power (electric and/or gas) utility	Similar	84%	69	227	70	
	Utility billing	Similar	77%	87	253	66	
	Police/Sheriff services	Similar	86%	122	357	66	
	Crime prevention	Similar	80%	116	329	65	
	Animal control	Similar	78%	96	299	68	
	Ambulance or emergency medical services	Similar	90%	150	295	49	
	Fire services	Similar	93%	140	320	56	
	Fire prevention and education	Similar	86%	118	285	58	
	Emergency preparedness	Similar	80%	54	283	81	
	Preservation of natural areas	Similar	70%	94	266	65	
	Prior Lake open space	Similar	71%	90	258	65	
	Recycling	Similar	80%	150	309	51	
	Yard waste pick-up	Similar	70%	186	264	29	
	City parks	Similar	87%	107	302	64	
	Recreation programs or classes	Similar	81%	80	294	73	
	Recreation centers or facilities	Similar	65%	171	278	38	
	Health services	Similar	79%	84	252	67	
	Public library services	Similar	88%	156	300	48	
	Overall customer service by Prior Lake employees	Similar	86%	109	345	68	
	Please rate the following categories of Prior Lake government performance.	The value of services for the taxes paid to Prior Lake	Similar	45%	247	349	29
		The overall direction that Prior Lake is taking	Similar	57%	162	313	48
The job Prior Lake government does at welcoming resident involvement		Similar	55%	136	311	56	
Overall confidence in Prior Lake government		Similar	54%	135	278	51	


















Please rate the following categories of Prior Lake government performance.	Generally acting in the best interest of the community	Similar	59%	146	282	48
	Being honest	Similar	65%	115	273	58
	Being open and transparent to the public	Similar	56%	77	167	54
	Informing residents about issues facing the community	Similar	55%	72	173	58
	Treating all residents fairly	Similar	62%	124	279	55
	Treating residents with respect	Similar	71%	79	164	52
Overall, how would you rate the quality of the services provided by each of the following?	The City of Prior Lake	Similar	76%	175	341	48
	The Federal Government	Similar	34%	215	262	18
Please rate how important, if at all, you think it is for the Prior Lake community to focus on each of the following in the coming two years.	Overall economic health	Similar	88%	173	253	31
	Overall quality of the transportation system	Similar	62%	153	160	5
	Overall design or layout of residential and commercial areas	Similar	76%	175	253	30
	Overall quality of the utility infrastructure	Similar	90%	98	159	38
	Overall feeling of safety	Similar	94%	45	253	82
	Overall quality of natural environment	Similar	83%	104	253	59
	Overall quality of parks and recreation opportunities	Similar	78%	80	160	50
	Overall health and wellness opportunities	Similar	69%	212	253	16
	Overall opportunities for education, culture, and the arts	Lower	59%	247	253	2
	Residents' connection and engagement with their community	Similar	65%	218	253	13
In general, how many times do you:	Access the internet from your home	Similar	94%	95	160	41
	Access the internet from your cell phone	Similar	95%	54	160	66
	Visit social media sites	Similar	80%	80	159	50
	Use or check email	Similar	98%	69	160	57
	Share your opinions online	Similar	22%	153	160	5
	Shop online	Similar	64%	29	160	82
	Please rate your overall health.	Similar	75%	37	264	86
	What impact, if any, do you think the economy will have on your family income in the next 6 months? Do you think the impact will be:	Lower	11%	264	266	1

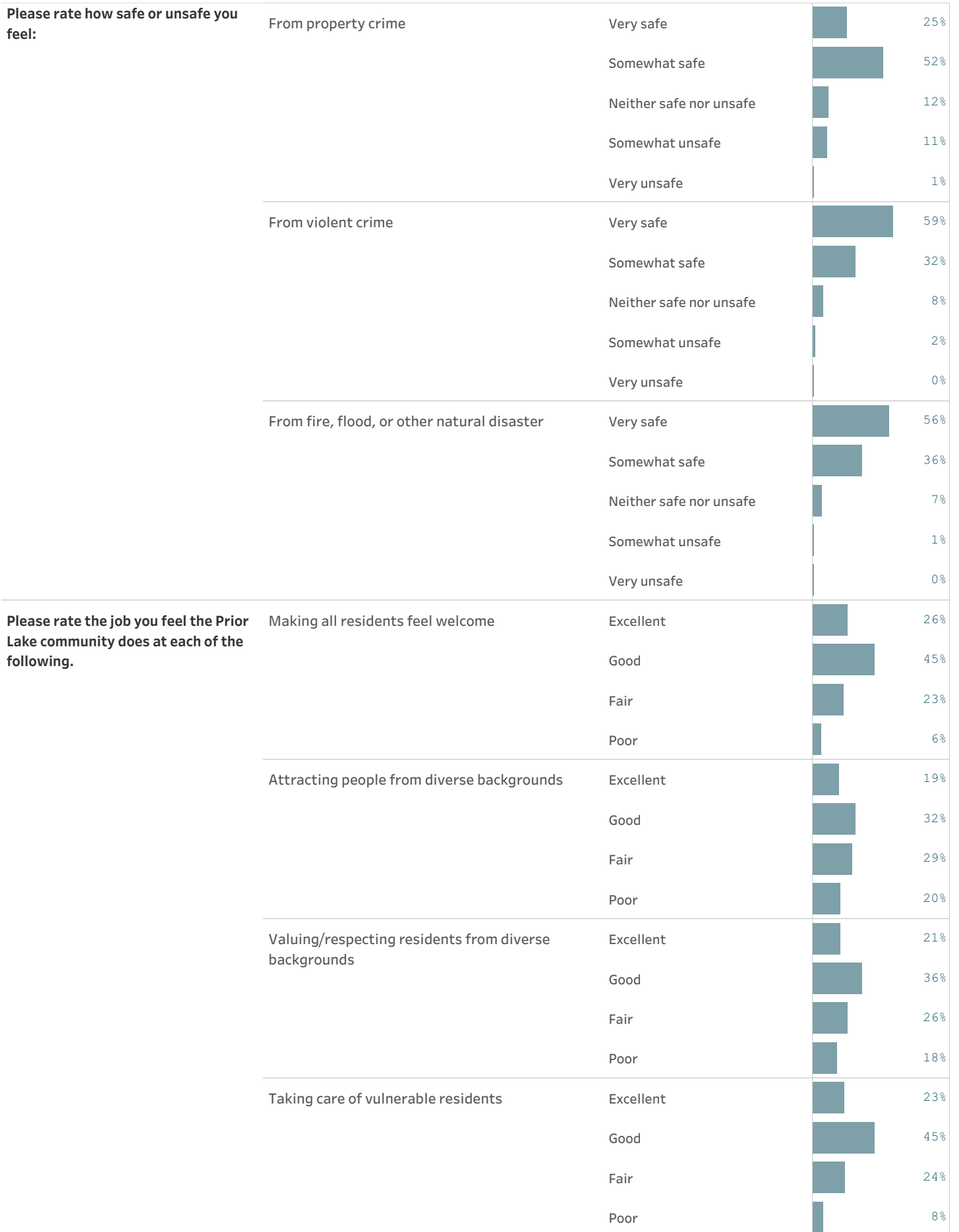
Complete set of frequencies
































This dashboard contains a complete set of responses to each question on the survey. By default, "don't know" responses are excluded, but may be added to the table using the response filter to the right. In some tables, the percentages may not sum to 100%; this is either because the question permitted the respondent to "choose all that apply", or for a question that asked the respondent to select one answer, it is due to the customary practice of rounding values to the nearest whole number.

Question	Response	Percentage	
Please rate each of the following aspects of quality of life in Prior Lake.	Prior Lake as a place to live	Excellent	37%
		Good	55%
		Fair	7%
		Poor	1%
Your neighborhood as a place to live	Excellent	48%	
	Good	41%	
	Fair	11%	
	Poor	1%	
Prior Lake as a place to raise children	Excellent	35%	
	Good	48%	
	Fair	14%	
	Poor	3%	
Prior Lake as a place to work	Excellent	20%	
	Good	35%	
	Fair	30%	
	Poor	16%	
Prior Lake as a place to visit	Excellent	30%	
	Good	46%	
	Fair	20%	
	Poor	5%	
Prior Lake as a place to retire	Excellent	26%	
	Good	40%	
	Fair	22%	
	Poor	12%	
The overall quality of life	Excellent	32%	
	Good	56%	
	Fair	11%	
	Poor	1%	

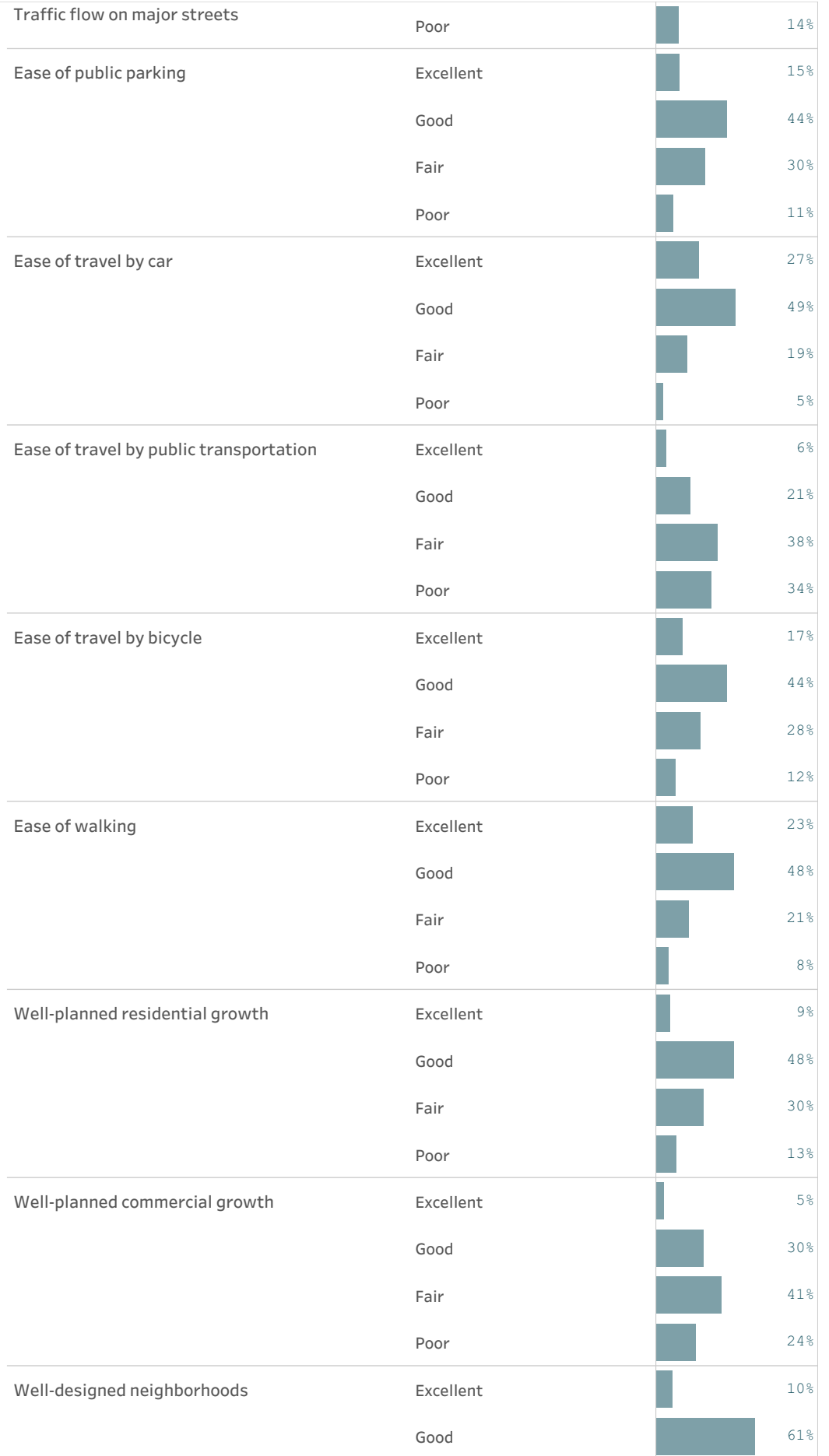
Please rate each of the following aspects of quality of life in Prior Lake.	Sense of community	Excellent		17%
		Good		52%
		Fair		26%
		Poor		6%
Please rate each of the following characteristics as they relate to Prior Lake as a whole.	Overall economic health	Excellent		14%
		Good		67%
		Fair		15%
		Poor		3%
	Overall quality of the transportation system	Excellent		11%
		Good		50%
		Fair		28%
		Poor		11%
	Overall design or layout of residential and commercial areas	Excellent		14%
		Good		51%
		Fair		26%
		Poor		9%
	Overall quality of the utility infrastructure	Excellent		15%
		Good		57%
		Fair		23%
		Poor		5%
	Overall feeling of safety	Excellent		34%
		Good		50%
		Fair		14%
		Poor		3%
	Overall quality of natural environment	Excellent		41%
		Good		52%
		Fair		7%
		Poor		1%
	Overall quality of parks and recreation opportunities	Excellent		40%
		Good		50%
		Fair		9%
































Please rate each of the following characteristics as they relate to Prior Lake as a whole.	Overall quality of parks and recreation opportunities	Poor		1%	
	Overall health and wellness opportunities	Excellent		29%	
		Good		53%	
		Fair		15%	
		Poor		3%	
	Overall opportunities for education, culture, and the arts	Excellent		16%	
		Good		47%	
		Fair		28%	
		Poor		8%	
	Residents' connection and engagement with their community	Excellent		13%	
		Good		52%	
		Fair		27%	
		Poor		8%	
	Please indicate how likely or unlikely you are to do each of the following.	Recommend living in Prior Lake to someone who asks	Very likely		49%
			Somewhat likely		44%
			Somewhat unlikely		4%
Very unlikely				3%	
Remain in Prior Lake for the next five years		Very likely		65%	
		Somewhat likely		25%	
		Somewhat unlikely		7%	
		Very unlikely		3%	
Please rate how safe or unsafe you feel:	In your neighborhood during the day	Very safe		77%	
		Somewhat safe		20%	
		Neither safe nor unsafe		2%	
		Somewhat unsafe		0%	
		Very unsafe		0%	
	In Prior Lake's downtown/commercial area during the day	Very safe		75%	
		Somewhat safe		22%	
		Neither safe nor unsafe		3%	
		Somewhat unsafe		0%	
		Very unsafe		0%	



Please rate each of the following in the Prior Lake community.	Overall quality of business and service establishments	Excellent		18%
		Good		52%
		Fair		25%
		Poor		5%
	Variety of business and service establishments	Excellent		12%
		Good		40%
		Fair		33%
		Poor		15%
	Vibrancy of downtown/commercial area	Excellent		16%
		Good		33%
		Fair		40%
		Poor		11%
	Employment opportunities	Excellent		8%
		Good		32%
		Fair		36%
		Poor		23%
	Shopping opportunities	Excellent		10%
		Good		24%
		Fair		43%
		Poor		23%
	Cost of living	Excellent		3%
		Good		27%
		Fair		48%
		Poor		22%
	Overall image or reputation	Excellent		22%
		Good		54%
		Fair		19%
		Poor		4%
Please also rate each of the following in the Prior Lake community.	Traffic flow on major streets	Excellent		8%
		Good		50%
		Fair		27%
































Please also rate each of the following in the Prior Lake community.

































































Please also rate each of the following in the Prior Lake community.			
Well-designed neighborhoods	Fair		24%
	Poor		5%
Preservation of the historical or cultural character of the community	Excellent		15%
	Good		47%
	Fair		25%
	Poor		12%
Public places where people want to spend time	Excellent		19%
	Good		48%
	Fair		23%
	Poor		9%
Variety of housing options	Excellent		12%
	Good		45%
	Fair		30%
	Poor		13%
Availability of affordable quality housing	Excellent		7%
	Good		28%
	Fair		36%
	Poor		28%
Overall quality of new development	Excellent		13%
	Good		54%
	Fair		26%
	Poor		8%
Overall appearance	Excellent		31%
	Good		51%
	Fair		16%
	Poor		2%
Cleanliness	Excellent		38%
	Good		52%
	Fair		10%
	Poor		0%
Water resources	Excellent		46%

Please also rate each of the following in the Prior Lake community.



Please also rate each of the following in the Prior Lake community.				
Availability of affordable quality mental health care	Good		34%	
	Fair		32%	
	Poor		22%	
Opportunities to attend cultural/arts/music activities	Excellent		18%	
	Good		47%	
	Fair		26%	
	Poor		9%	
Community support for the arts	Excellent		17%	
	Good		46%	
	Fair		29%	
	Poor		8%	
Availability of affordable quality childcare/preschool	Excellent		15%	
	Good		48%	
	Fair		29%	
	Poor		8%	
K-12 education	Excellent		22%	
	Good		54%	
	Fair		17%	
	Poor		7%	
Adult educational opportunities	Excellent		16%	
	Good		53%	
	Fair		25%	
	Poor		6%	
Sense of civic/community pride	Excellent		19%	
	Good		51%	
	Fair		26%	
	Poor		4%	
Neighborliness of residents	Excellent		21%	
	Good		48%	
	Fair		23%	
	Poor		8%	

Please also rate each of the following in the Prior Lake community.	Opportunities to participate in social events and activities	Excellent		19%
		Good		54%
		Fair		19%
		Poor		7%
	Opportunities to attend special events and festivals	Excellent		23%
		Good		54%
		Fair		19%
		Poor		4%
	Opportunities to volunteer	Excellent		22%
		Good		50%
		Fair		23%
		Poor		5%
	Opportunities to participate in community matters	Excellent		16%
		Good		53%
		Fair		23%
		Poor		7%
	Openness and acceptance of the community toward people of diverse backgrounds	Excellent		15%
		Good		41%
		Fair		25%
		Poor		19%
Please indicate whether or not you have done each of the following in the last 12 months.	Contacted the City of Prior Lake for help or information	No		56%
		Yes		44%
	Contacted Prior Lake elected officials to express your opinion	No		88%
		Yes		12%
	Attended a local public meeting	No		78%
		Yes		22%
	Watched a local public meeting	No		76%
		Yes		24%
	Volunteered your time to some group/activity	No		72%
		Yes		28%
	Campaigned or advocated for a local issue, cause, or candidate	No		89%

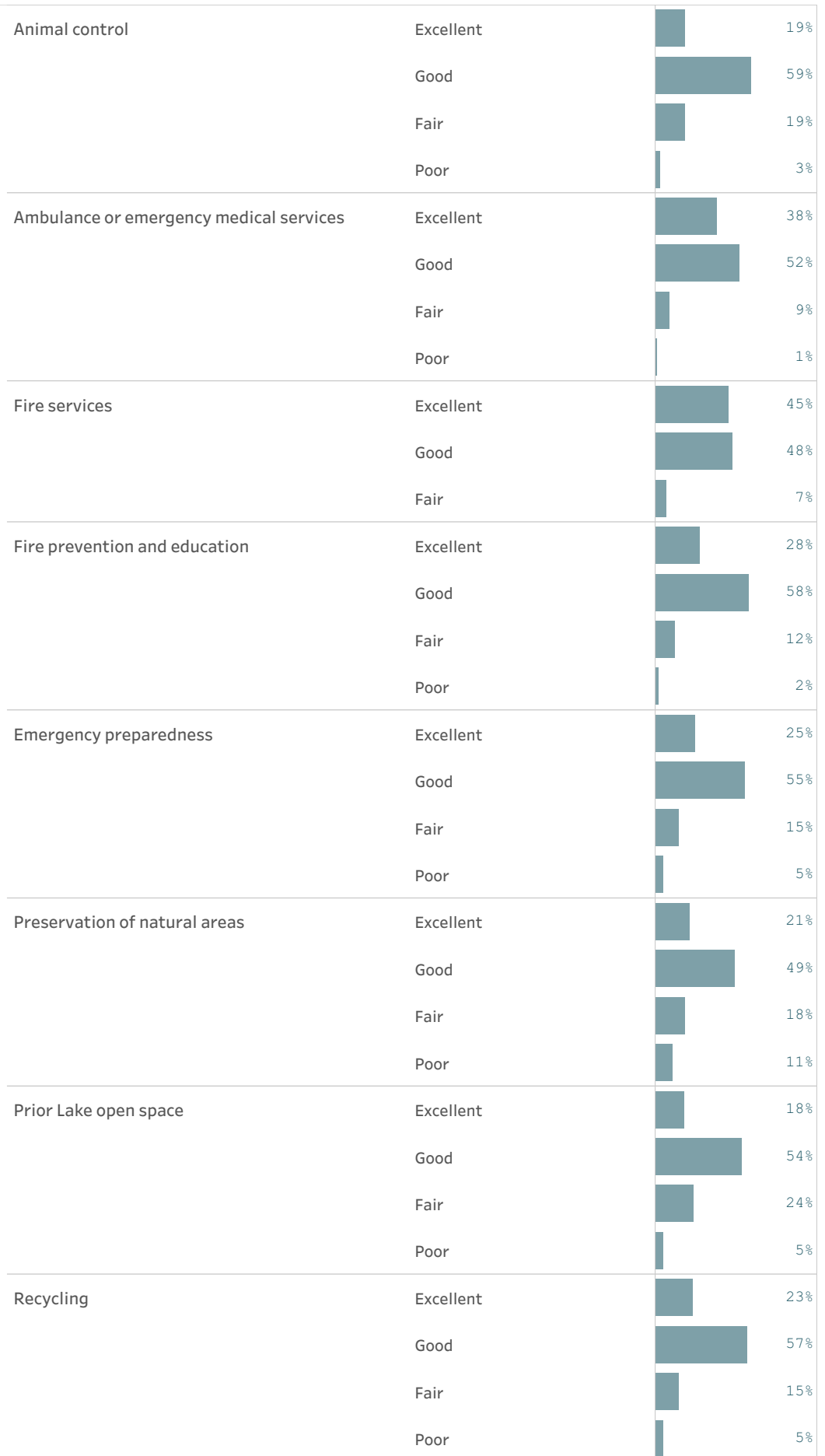
Please indicate whether or not you have done each of the following in the last 12 months.	Campaigned or advocated for a local issue, cause, or candidate	Yes		11%
	Voted in your most recent local election	No		20%
		Yes		80%
	Used public transportation instead of driving	No		92%
		Yes		8%
	Carpooled with other adults or children instead of driving alone	No		57%
		Yes		43%
	Walked or biked instead of driving	No		38%
Yes			62%	
Please rate the quality of each of the following services in Prior Lake.	Public information services	Excellent		13%
		Good		60%
		Fair		24%
		Poor		3%
	Economic development	Excellent		7%
		Good		55%
		Fair		30%
		Poor		9%
	Traffic enforcement	Excellent		11%
		Good		58%
		Fair		26%
		Poor		5%
	Traffic signal timing	Excellent		10%
		Good		50%
		Fair		25%
		Poor		16%
Street repair	Excellent		10%	
	Good		43%	
	Fair		31%	
	Poor		17%	
Street cleaning	Excellent		27%	
	Good		52%	

Please rate the quality of each of the following services in Prior Lake.			
Street cleaning	Fair		18%
	Poor		2%
Street lighting	Excellent		20%
	Good		54%
	Fair		20%
	Poor		7%
Snow removal	Excellent		28%
	Good		53%
	Fair		16%
	Poor		3%
Sidewalk maintenance	Excellent		15%
	Good		58%
	Fair		20%
	Poor		7%
Bus or transit services	Excellent		9%
	Good		41%
	Fair		32%
	Poor		18%
Land use, planning and zoning	Excellent		7%
	Good		48%
	Fair		33%
	Poor		13%
Code enforcement	Excellent		10%
	Good		47%
	Fair		30%
	Poor		13%
Affordable high-speed internet access	Excellent		11%
	Good		31%
	Fair		30%
	Poor		27%
Garbage collection	Excellent		28%
































Please rate the quality of each of the following services in Prior Lake.

Garbage collection	Good		58%
	Fair		10%
	Poor		4%
Drinking water	Excellent		24%
	Good		55%
	Fair		14%
	Poor		7%
Sewer services	Excellent		28%
	Good		62%
	Fair		8%
	Poor		2%
Storm water management	Excellent		28%
	Good		56%
	Fair		13%
	Poor		3%
Power (electric and/or gas) utility	Excellent		28%
	Good		56%
	Fair		14%
	Poor		2%
Utility billing	Excellent		21%
	Good		56%
	Fair		20%
	Poor		4%
Police/Sheriff services	Excellent		38%
	Good		47%
	Fair		12%
	Poor		3%
Crime prevention	Excellent		23%
	Good		57%
	Fair		18%
	Poor		2%





























Please rate the quality of each of the following services in Prior Lake.



Please rate the quality of each of the following services in Prior Lake.

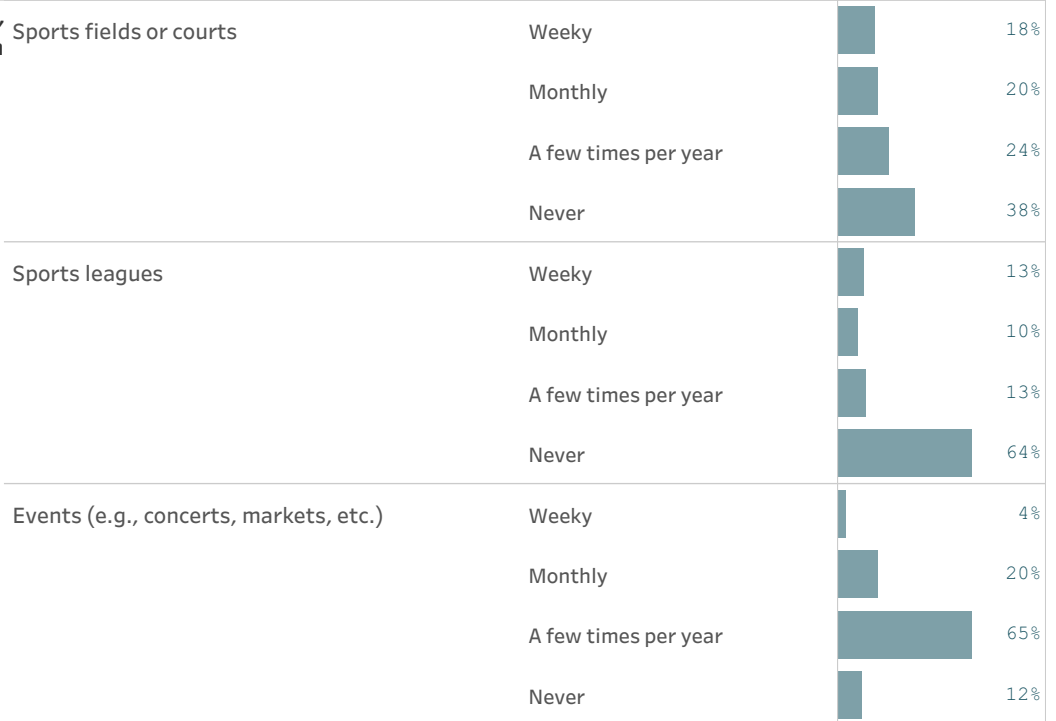
Yard waste pick-up	Excellent		21%	
	Good		50%	
	Fair		18%	
	Poor		12%	
City parks	Excellent		36%	
	Good		50%	
	Fair		12%	
	Poor		2%	
Recreation programs or classes	Excellent		24%	
	Good		57%	
	Fair		15%	
	Poor		3%	
Recreation centers or facilities	Excellent		19%	
	Good		46%	
	Fair		27%	
	Poor		9%	
Health services	Excellent		17%	
	Good		62%	
	Fair		19%	
	Poor		2%	
Public library services	Excellent		38%	
	Good		50%	
	Fair		10%	
	Poor		2%	
Overall customer service by Prior Lake employees	Excellent		32%	
	Good		54%	
	Fair		10%	
	Poor		4%	
Please rate the following categories of Prior Lake government performance.	The value of services for the taxes paid to Prior Lake	Excellent		7%
		Good		38%
		Fair		40%

Please rate the following categories of Prior Lake government performance.	Category	Rating	Percentage	
			Bar	Value
The value of services for the taxes paid to Prior Lake		Poor		16%
		Excellent		10%
The overall direction that Prior Lake is taking		Good		47%
		Fair		32%
		Poor		10%
		Excellent		10%
The job Prior Lake government does at welcoming resident involvement		Good		45%
		Fair		34%
		Poor		11%
		Excellent		10%
Overall confidence in Prior Lake government		Good		46%
		Fair		36%
		Poor		10%
		Excellent		7%
Generally acting in the best interest of the community		Good		51%
		Fair		28%
		Poor		12%
		Excellent		8%
Being honest		Good		53%
		Fair		25%
		Poor		10%
		Excellent		12%
Being open and transparent to the public		Good		44%
		Fair		32%
		Poor		12%
		Excellent		12%
Informing residents about issues facing the community		Good		43%
		Fair		31%
		Poor		14%
		Excellent		12%
Treating all residents fairly		Good		44%
		Excellent		17%

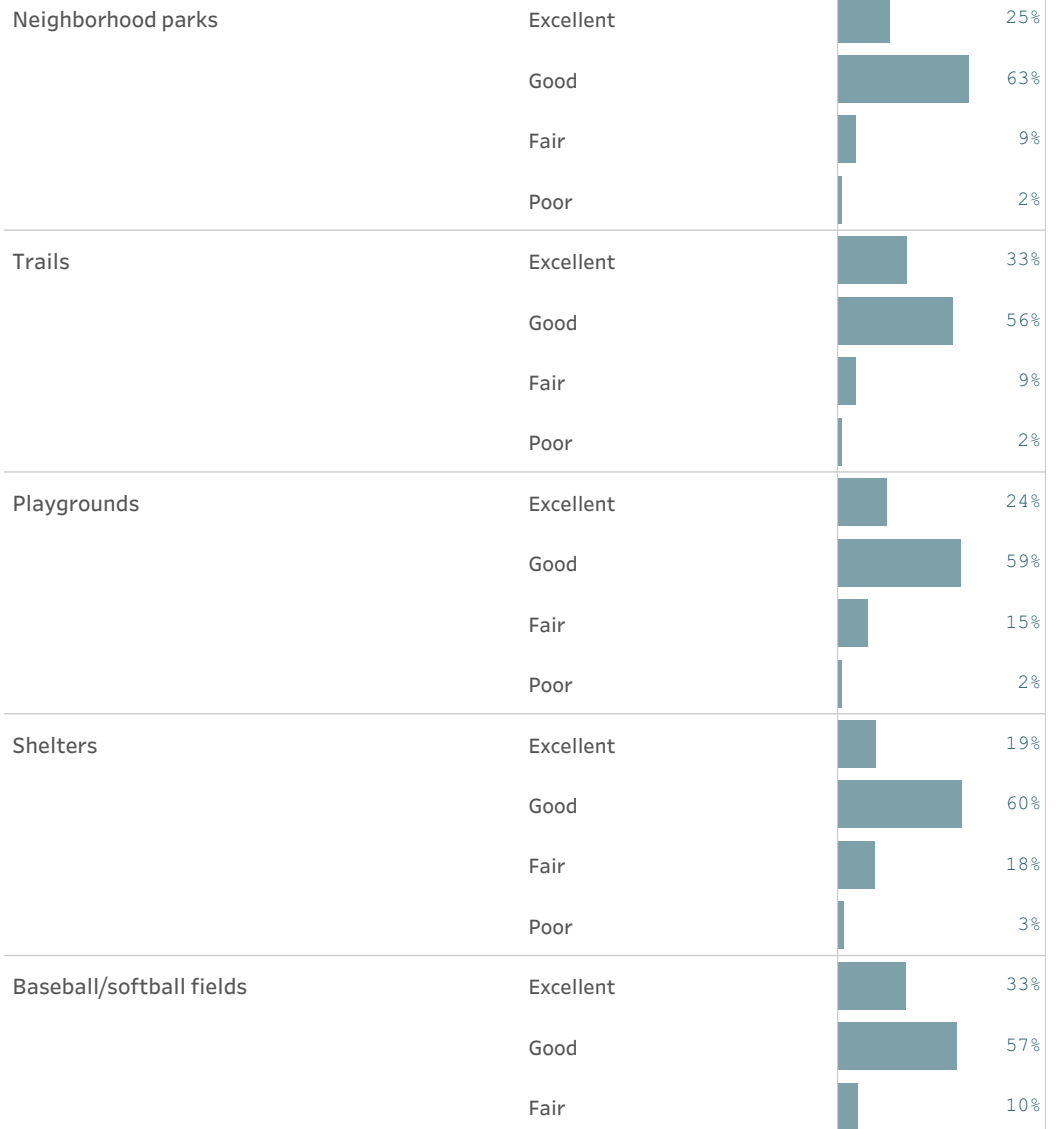
Please rate the following categories of Prior Lake government performance.	Treating all residents fairly	Fair		25%
		Poor		13%
	Treating residents with respect	Excellent		20%
		Good		51%
		Fair		20%
		Poor		9%
Overall, how would you rate the quality of the services provided by each of the following?	The City of Prior Lake	Excellent		17%
		Good		59%
		Fair		20%
		Poor		5%
	The Federal Government	Excellent		6%
		Good		28%
		Fair		36%
		Poor		30%
Please rate how important, if at all, you think it is for the Prior Lake community to focus on each of the following in the coming two years.	Overall economic health	Essential		44%
		Very important		45%
		Somewhat important		11%
		Not at all important		1%
	Overall quality of the transportation system	Essential		18%
		Very important		45%
		Somewhat important		33%
		Not at all important		5%
	Overall design or layout of residential and commercial areas	Essential		26%
		Very important		50%
		Somewhat important		22%
		Not at all important		2%
	Overall quality of the utility infrastructure	Essential		43%
		Very important		47%
		Somewhat important		9%
		Not at all important		1%
Overall feeling of safety	Essential		62%	




















Please rate how important, if at all, you think it is for the Prior Lake community to focus on each of the following in the coming two years.	Overall feeling of safety	Very important		31%
		Somewhat important		6%
		Not at all important		1%
	Overall quality of natural environment	Essential		39%
		Very important		43%
		Somewhat important		17%
		Not at all important		1%
	Overall quality of parks and recreation opportunities	Essential		33%
		Very important		45%
		Somewhat important		20%
		Not at all important		1%
	Overall health and wellness opportunities	Essential		25%
Very important			44%	
Somewhat important			28%	
Not at all important			3%	
Overall opportunities for education, culture, and the arts	Essential		20%	
	Very important		38%	
	Somewhat important		34%	
	Not at all important		7%	
Residents' connection and engagement with their community	Essential		19%	
	Very important		46%	
	Somewhat important		33%	
	Not at all important		2%	
During the past few years, on average, how often did you use or participate in the following in Prior Lake?	Parks, playgrounds and picnic areas	Weekly		37%
		Monthly		28%
		A few times per year		29%
		Never		6%
	Natural areas and trails	Weekly		45%
		Monthly		30%
		A few times per year		18%
		Never		7%

During the past few years, on average, how often did you use or participate in the following in Prior Lake?



Please rate the quality of each of the following existing parks and recreation facilities and amenities in Prior Lake.


































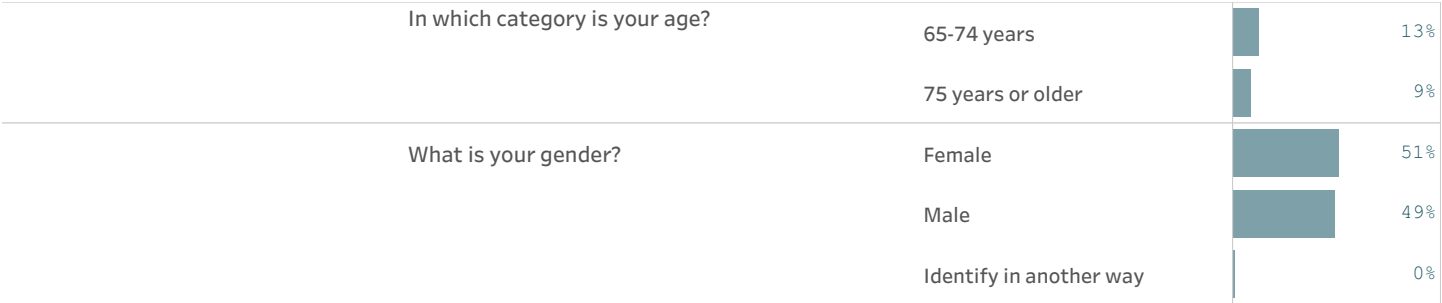
Please rate the quality of each of the following existing parks and recreation facilities and amenities in Prior Lake.	Soccer/football/lacrosse fields	Excellent		33%
		Good		56%
		Fair		10%
		Poor		0%
	Tennis/pickleball courts	Excellent		30%
		Good		53%
		Fair		14%
		Poor		2%
	Parking near recreational facilities	Excellent		20%
		Good		49%
		Fair		26%
		Poor		5%
Please indicate how much of a priority, if any, you feel each of the following should be within the Prior Lake community.	Adding new trails/filling in trail gaps	High priority		24%
		Medium priority		49%
		Low priority		20%
		Not a priority		6%
	Maintaining existing trails	High priority		60%
		Medium priority		35%
		Low priority		4%
		Not a priority		1%
	Improvements to existing neighborhood parks	High priority		28%
		Medium priority		50%
		Low priority		19%
		Not a priority		3%
	Improvements/enhancements to Lakefront Park	High priority		26%
		Medium priority		48%
		Low priority		23%
		Not a priority		4%
	Improvements/enhancements to Sand Point Beach	High priority		23%
		Medium priority		46%
		Low priority		25%

Please indicate how much of a priority, if any, you feel each of the following should be within the Prior Lake community.	Improvements/enhancements to Sand Point Beach	Not a priority		7%
	Adding new community parks/athletic fields	High priority		13%
		Medium priority		31%
		Low priority		41%
		Not a priority		16%
	Improvements to existing athletic fields or courts	High priority		18%
		Medium priority		44%
		Low priority		28%
		Not a priority		11%
	Adding additional pickleball/tennis courts	High priority		10%
		Medium priority		25%
		Low priority		34%
		Not a priority		31%
	Adding additional parking near recreational facilities	High priority		13%
		Medium priority		44%
		Low priority		31%
Not a priority			12%	
How much of a source, if at all, are each of the following for you for getting information about the City government and its activities, events, and services?	City website (www.priorlakemn.gov)	Major source		40%
		Minor source		41%
		Not a source		19%
	Local newspaper (Prior Lake American)	Major source		47%
		Minor source		39%
		Not a source		15%
	Government access channel	Major source		3%
		Minor source		22%
		Not a source		74%
	Talking with City officials and/or City employees	Major source		12%
		Minor source		28%
		Not a source		60%
City Facebook	Major source		29%	
	Minor source		28%	

How much of a source, if at all, are each of the following for you for getting information about the City government and its activities, events, and services?			
How much of a source, if at all, are each of the following for you for getting information about the City government and its activities, events, and services?	City Facebook	Not a source	43%
	City Twitter	Major source	8%
		Minor source	15%
		Not a source	77%
	Word-of-mouth	Major source	34%
		Minor source	54%
		Not a source	13%
	City Council and other public meetings	Major source	8%
		Minor source	40%
Not a source		52%	
City email news distribution list	Major source	26%	
	Minor source	31%	
	Not a source	43%	
In general, how many times do you:	Access the internet from your home	Several times a day	86%
		Once a day	5%
		A few times a week	3%
		Every few weeks	2%
		Less often or never	4%
	Access the internet from your cell phone	Several times a day	86%
		Once a day	5%
		A few times a week	3%
		Every few weeks	1%
		Less often or never	4%
	Visit social media sites	Several times a day	57%
		Once a day	15%
		A few times a week	7%
		Every few weeks	4%
		Less often or never	16%
	Use or check email	Several times a day	81%
		Once a day	12%
A few times a week		5%	

In general, how many times do you:	Use or check email	Every few weeks	1%
		Less often or never	2%
Share your opinions online		Several times a day	8%
		Once a day	3%
		A few times a week	11%
		Every few weeks	13%
		Less often or never	66%
	Shop online		Several times a day
		Once a day	13%
		A few times a week	38%
		Every few weeks	28%
		Less often or never	8%
Please rate your overall health.		Excellent	30%
		Very good	45%
		Good	21%
		Fair	4%
		Poor	0%
What impact, if any, do you think the economy will have on your family income in the next 6 months? Do you think the impact will be:		Very positive	3%
		Somewhat positive	8%
		Neutral	34%
		Somewhat negative	39%
		Very negative	16%
How many years have you lived in Prior Lake?		Less than 2 years	13%
		2-5 years	21%
		6-10 years	18%
		11-20 years	22%
		More than 20 years	26%
Which best describes the building you live in?		One family house detached from any other houses	68%
		Building with two or more homes (duplex, townhome, apa..	32%
		Other	0%
Do you rent or own your home?		Rent	16%

Do you rent or own your home?	Own		84%
About how much is your monthly housing cost for the place you live (including rent, mortgage payment, property tax, property insurance and homeowners' association (HOA) fees)?	Less than \$500		1%
	\$500 to \$999		10%
	\$1,000 to \$1,499		18%
	\$1,500 to \$1,999		26%
	\$2,000 to \$2,499		15%
	\$2,500 to \$2,999		13%
	\$3,000 to \$3,499		7%
	\$3,500 or more		8%
Do any children 17 or under live in your household?	No		60%
	Yes		40%
Are you or any other members of your household aged 65 or older?	No		74%
	Yes		26%
How much do you anticipate your household's total income before taxes will be for the current year? (Please include in your total income money from all sources for all persons living in your household.)	Less than \$25,000		4%
	\$25,000 to \$49,999		7%
	\$50,000 to \$74,999		15%
	\$75,000 to \$99,999		18%
	\$100,000 to \$149,999		19%
	\$150,000 or more		38%
Are you Spanish, Hispanic or Latino?	No, not Spanish, Hispanic, or Latino		98%
	Yes, I consider myself to be Spanish, Hispanic, or Latino		2%
What is your race? (Mark one or more races to indicate what race you consider yourself to be.)	American Indian or Alaskan Native		1%
	Asian, Asian Indian, or Pacific Islander		3%
	Black or African American		2%
	White		93%
	Other		3%
In which category is your age?	18-24 years		1%
	25-34 years		21%
	35-44 years		20%
	45-54 years		23%
	55-64 years		13%



Full trends

This table contains the trends over time for the City of Prior Lake. The combined "percent positive" responses for each survey year are presented when available (e.g., excellent/good or yes). It is important to note that Prior Lake's 2017 survey was not conducted by Polco/NRC, and a number of factors (such as differences in survey construction, outreach methodology, and analysis methods) may affect the comparisons drawn between these years. Differences in survey question wording could have potentially altered the meaning of the item for the respondent. If an item was not included during the 2017 survey administration, or if survey items were deemed too different and unlikely to provide accurate trend comparisons, no percentage will be shown in the table. If the difference between the 2017 and 2022 surveys is greater than eight percentage points, the change is statistically significant.

		2011	2014	2017	2022
Please rate each of the following aspects of quality of life in Prior Lake.	Prior Lake as a place to live				93%
	Your neighborhood as a place to live				88%
	Prior Lake as a place to raise children				83%
	Prior Lake as a place to work				54%
	Prior Lake as a place to visit				76%
	Prior Lake as a place to retire				66%
	The overall quality of life	94%	95%	96%	88%
	Sense of community			91%	69%
Please rate each of the following characteristics as they relate to Prior Lake as a whole.	Overall economic health				82%
	Overall quality of the transportation system				61%
	Overall design or layout of residential and commercial areas				65%
	Overall quality of the utility infrastructure				72%
	Overall feeling of safety			###	84%
	Overall quality of natural environment				92%
	Overall quality of parks and recreation opportunities				90%
	Overall health and wellness opportunities				82%
	Overall opportunities for education, culture, and the arts				64%
	Residents' connection and engagement with their community				66%
Please indicate how likely or unlikely you are to do each of the following.	Recommend living in Prior Lake to someone who asks				93%
	Remain in Prior Lake for the next five years				90%

Please rate how safe or unsafe you feel:	In your neighborhood during the day	97%
	In Prior Lake's downtown/commercial area during the day	97%
	From property crime	76%
	From violent crime	90%
	From fire, flood, or other natural disaster	92%
Please rate the job you feel the Prior Lake community does at each of the following.	Making all residents feel welcome	71%
	Attracting people from diverse backgrounds	51%
	Valuing/respecting residents from diverse backgrounds	57%
	Taking care of vulnerable residents	69%
Please rate each of the following in the Prior Lake community.	Overall quality of business and service establishments	70%
	Variety of business and service establishments	52%
	Vibrancy of downtown/commercial area	50%
	Employment opportunities	40%
	Shopping opportunities	35%
	Cost of living	30%
	Overall image or reputation	76%
Please also rate each of the following in the Prior Lake community.	Traffic flow on major streets	58%
	Ease of public parking	59%
	Ease of travel by car	76%
	Ease of travel by public transportation	28%
	Ease of travel by bicycle	60%
	Ease of walking	71%
	Well-planned residential growth	58%
	Well-planned commercial growth	35%
	Well-designed neighborhoods	72%
	Preservation of the historical or cultural character of the community	63%
	Public places where people want to spend time	68%

Please also rate each of the following in the Prior Lake community.

Variety of housing options	56%
Availability of affordable quality housing	36%
Overall quality of new development	67%
Overall appearance	92% 93% 96% 82%
Cleanliness	90%
Water resources	88%
Air quality	93%
Availability of paths and walking trails	87%
Fitness opportunities	82%
Recreational opportunities	81%
Availability of affordable quality food	59%
Availability of affordable quality health care	74%
Availability of preventive health services	71%
Availability of affordable quality mental health care	46%
Opportunities to attend cultural/arts/music activities	65%
Community support for the arts	63%
Availability of affordable quality childcare/preschool	63%
K-12 education	76%
Adult educational opportunities	69%
Sense of civic/community pride	70%
Neighborliness of residents	69%
Opportunities to participate in social events and activities	74%
Opportunities to attend special events and festivals	### 77%
Opportunities to volunteer	72%
Opportunities to participate in community matters	69%
Openness and acceptance of the community toward people of diver..	56%
Please indicate whether or not you have done each of the following in the last 12 months	
Contacted the City of Prior Lake for help or information	44%

Please indicate whether or not you have done each of the following in the last 12 months.	Contacted Prior Lake elected officials to express your opinion	12%
	Attended a local public meeting	22%
	Watched a local public meeting	24%
	Volunteered your time to some group/activity	28%
	Campaigned or advocated for a local issue, cause, or candidate	11%
	Voted in your most recent local election	79%
	Used public transportation instead of driving	8%
	Carpooled with other adults or children instead of driving alone	43%
	Walked or biked instead of driving	62%
Please rate the quality of each of the following services in Prior Lake.	Public information services	72%
	Economic development	71% 61%
	Traffic enforcement	69%
	Traffic signal timing	59%
	Street repair	81% 53%
	Street cleaning	94% 80%
	Street lighting	85% 73%
	Snow removal	87% 81%
	Sidewalk maintenance	73%
	Bus or transit services	72% 50%
	Land use, planning and zoning	54%
	Code enforcement	66% 57%
	Affordable high-speed internet access	42%
	Garbage collection	86%
	Drinking water	71% 79%
	Sewer services	95% 90%
	Storm water management	84%
Power (electric and/or gas) utility	84%	

Please rate the quality of each of the following services in Prior Lake.	Utility billing	77%
	Police/Sheriff services	98% 86%
	Crime prevention	80%
	Animal control	81% 78%
	Ambulance or emergency medical services	90%
	Fire services	97% 93%
	Fire prevention and education	86%
	Emergency preparedness	80%
	Preservation of natural areas	70%
	Prior Lake open space	71%
	Recycling	80%
	Yard waste pick-up	70%
	City parks	97% 87%
	Recreation programs or classes	88% 81%
	Recreation centers or facilities	65%
	Health services	79%
	Public library services	88%
	Overall customer service by Prior Lake employees	83% 92% 89% 86%
Please rate the following categories of Prior Lake government performance.	The value of services for the taxes paid to Prior Lake	60% 77% 89% 45%
	The overall direction that Prior Lake is taking	57%
	The job Prior Lake government does at welcoming resident involve..	55%
	Overall confidence in Prior Lake government	54%
	Generally acting in the best interest of the community	59%
	Being honest	65%
	Being open and transparent to the public	56%
	Informing residents about issues facing the community	55%
	Treating all residents fairly	62%

Please rate the following categories of Prior Lake government performance.	Treating residents with respect	71%
Overall, how would you rate the quality of the services provided by each of the following?	The City of Prior Lake	76%
	The Federal Government	34%
Please rate how important, if at all, you think it is for the Prior Lake community to focus on each of the following in the coming two years.	Overall economic health	88%
	Overall quality of the transportation system	62%
	Overall design or layout of residential and commercial areas	76%
	Overall quality of the utility infrastructure	90%
	Overall feeling of safety	94%
	Overall quality of natural environment	83%
	Overall quality of parks and recreation opportunities	78%
	Overall health and wellness opportunities	69%
	Overall opportunities for education, culture, and the arts	59%
	Residents' connection and engagement with their community	65%
In general, how many times do you:	Access the internet from your home	94%
	Access the internet from your cell phone	95%
	Visit social media sites	80%
	Use or check email	98%
	Share your opinions online	22%
	Shop online	64%
	Please rate your overall health.	75%
	What impact, if any, do you think the economy will have on your fa..	11%

Methods (open participation)

As part of its participation in The National Community Survey™ (The NCST™), the City of Prior Lake conducted a survey of 519 residents. Survey invitations were mailed to randomly selected households and data were collected from May 16th, 2022 to July 4th, 2022. The results from this main survey effort represent the most robust estimate of your residents’ opinions.

After the above data collection period was underway, a link to an online open participation survey was publicized by the City of Prior Lake. The open participation survey was identical to the probability sample survey with it included a map at the beginning asking where the respondent lives and also a question about where they heard about the survey. The open participation survey was open to all city residents and became available on June 20th, 2022. The survey remained open for 2 weeks and there were 179 responses.





























The open participation survey data were not collected through a random sample and it is unknown who in the community was aware of the survey; therefore, a level of confidence in the representativeness of the sample cannot be estimated. However, to reduce bias where possible, these data were statistically weighted to match the demographic characteristics of the 2010 Census and 2019 American Community Survey estimates for adults in the City of Prior Lake. The characteristics used for weighting were age, sex, race, Hispanic origin, housing type, housing, and tenure. No adjustments were made for design effects. Weights were calculated using an iterative, multiplicative raking model known as the ANES Weighting Algorithm.* The results of the weighting scheme for the open participation survey are presented in the following table.




























* Pasek, J. (2010). ANES Weighting Algorithm. Retrieved from <https://web.stanford.edu/group/iriss/cgi-bin/anesrake/resources/RakingDescription.pdf>

		Unweighted	Weighted	Target*
Age	18-34	11%	21%	22%
	35-54	42%	42%	43%
	55+	47%	38%	35%
Hispanic origin	No, not Spanish, Hispanic, or Latino	96%	98%	98%
	Yes, I consider myself to be Spanish, Hispa..	4%	2%	2%
Housing tenure	Own	98%	89%	84%
	Rent	2%	11%	16%
Housing type	Attached	16%	32%	32%
	Detached	84%	68%	68%
Race & Hispanic origin	Not white alone	13%	11%	10%
	White alone, not Hispanic or Latino	87%	89%	90%
Sex	Female	61%	48%	51%
	Male	39%	52%	49%
Sex/age	Female 18-34	9%	9%	10%
	Female 35-54	29%	19%	22%
	Female 55+	23%	20%	19%
	Male 18-34	3%	11%	11%
	Male 35-54	14%	23%	21%
	Male 55+	22%	18%	17%

































Open participation survey results

































This dashboard contains a complete set of responses to each question on the open participation survey. By default, "don't know" responses are excluded, but may be added to the table using the response filter to the right. In some tables, the percentages may not sum to 100%; this is either because the question permitted the respondent to "choose all that apply", or for a question that asked the respondent to select one answer, it is due to the customary practice of rounding values to the nearest whole number.

	Do you live within the city limits of Prior Lake?	Yes		95%
		No		2%
		I don't know		3%
Please rate each of the following aspects of quality of life in Prior Lake.	Prior Lake as a place to live	Excellent		28%
		Good		60%
		Fair		12%
		Poor		0%
Your neighborhood as a place to live	Excellent		44%	
	Good		44%	
	Fair		12%	
	Poor		0%	
Prior Lake as a place to raise children	Excellent		33%	
	Good		54%	
	Fair		12%	
	Poor		1%	
Prior Lake as a place to work	Excellent		15%	
	Good		44%	
	Fair		32%	
	Poor		8%	
Prior Lake as a place to visit	Excellent		17%	
	Good		45%	
	Fair		33%	
	Poor		5%	
Prior Lake as a place to retire	Excellent		28%	
	Good		29%	
	Fair		25%	
	Poor		18%	
	The overall quality of life	Excellent		29%

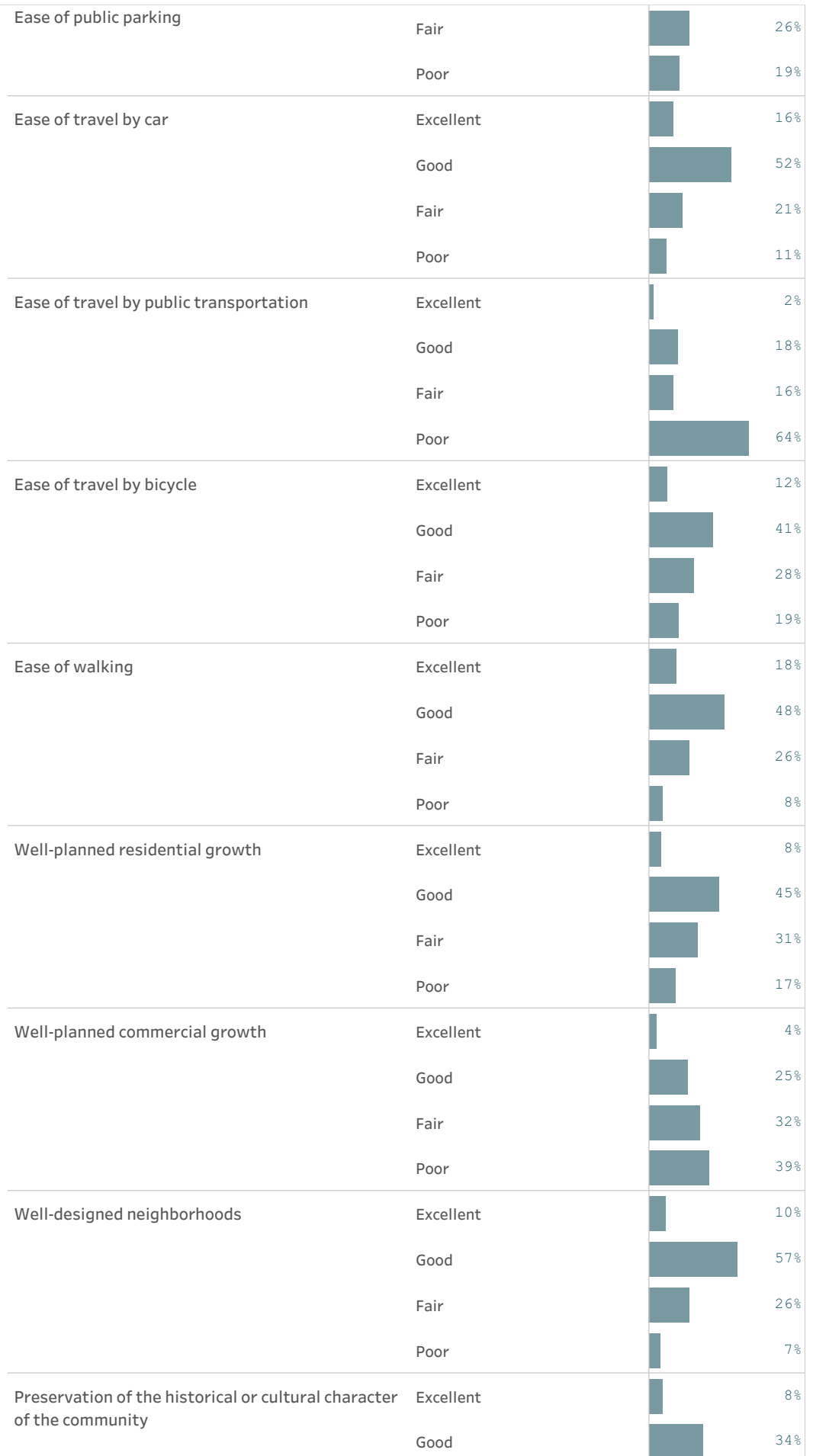
Please rate each of the following aspects of quality of life in Prior Lake.	The overall quality of life	Good		55%
		Fair		15%
		Poor		0%
	Sense of community	Excellent		15%
Good			41%	
Fair			29%	
Poor			16%	
Please rate each of the following characteristics as they relate to Prior Lake as a whole.	Overall economic health	Excellent		12%
		Good		56%
		Fair		31%
		Poor		1%
Overall quality of the transportation system	Excellent		7%	
	Good		52%	
	Fair		24%	
	Poor		18%	
Overall design or layout of residential and commercial areas	Excellent		7%	
	Good		53%	
	Fair		27%	
	Poor		12%	
Overall quality of the utility infrastructure	Excellent		15%	
	Good		55%	
	Fair		17%	
	Poor		13%	
Overall feeling of safety	Excellent		22%	
	Good		63%	
	Fair		11%	
	Poor		4%	
Overall quality of natural environment	Excellent		36%	
	Good		48%	
	Fair		15%	
	Poor		1%	
Overall quality of parks and recreation opportunities	Excellent		35%	

Please rate each of the following characteristics as they relate to Prior Lake as a whole.	Overall quality of parks and recreation opportunities	Good		43%
		Fair		11%
		Poor		10%
	Overall health and wellness opportunities	Excellent		16%
		Good		56%
		Fair		22%
		Poor		6%
	Overall opportunities for education, culture, and the arts	Excellent		12%
		Good		44%
		Fair		32%
		Poor		12%
	Residents' connection and engagement with their community	Excellent		9%
Good			49%	
Fair			29%	
Poor			14%	
Please indicate how likely or unlikely you are to do each of the following.	Recommend living in Prior Lake to someone who asks	Very likely		40%
		Somewhat likely		44%
		Somewhat unlikely		10%
		Very unlikely		6%
	Remain in Prior Lake for the next five years	Very likely		66%
		Somewhat likely		23%
		Somewhat unlikely		7%
		Very unlikely		3%
Please rate how safe or unsafe you feel:	In your neighborhood during the day	Very safe		79%
		Somewhat safe		17%
		Neither safe nor unsafe		1%
		Somewhat unsafe		3%
	In Prior Lake's downtown/commercial area during the day	Very safe		77%
		Somewhat safe		21%
		Neither safe nor unsafe		1%
		Somewhat unsafe		1%
	From property crime	Very safe		26%

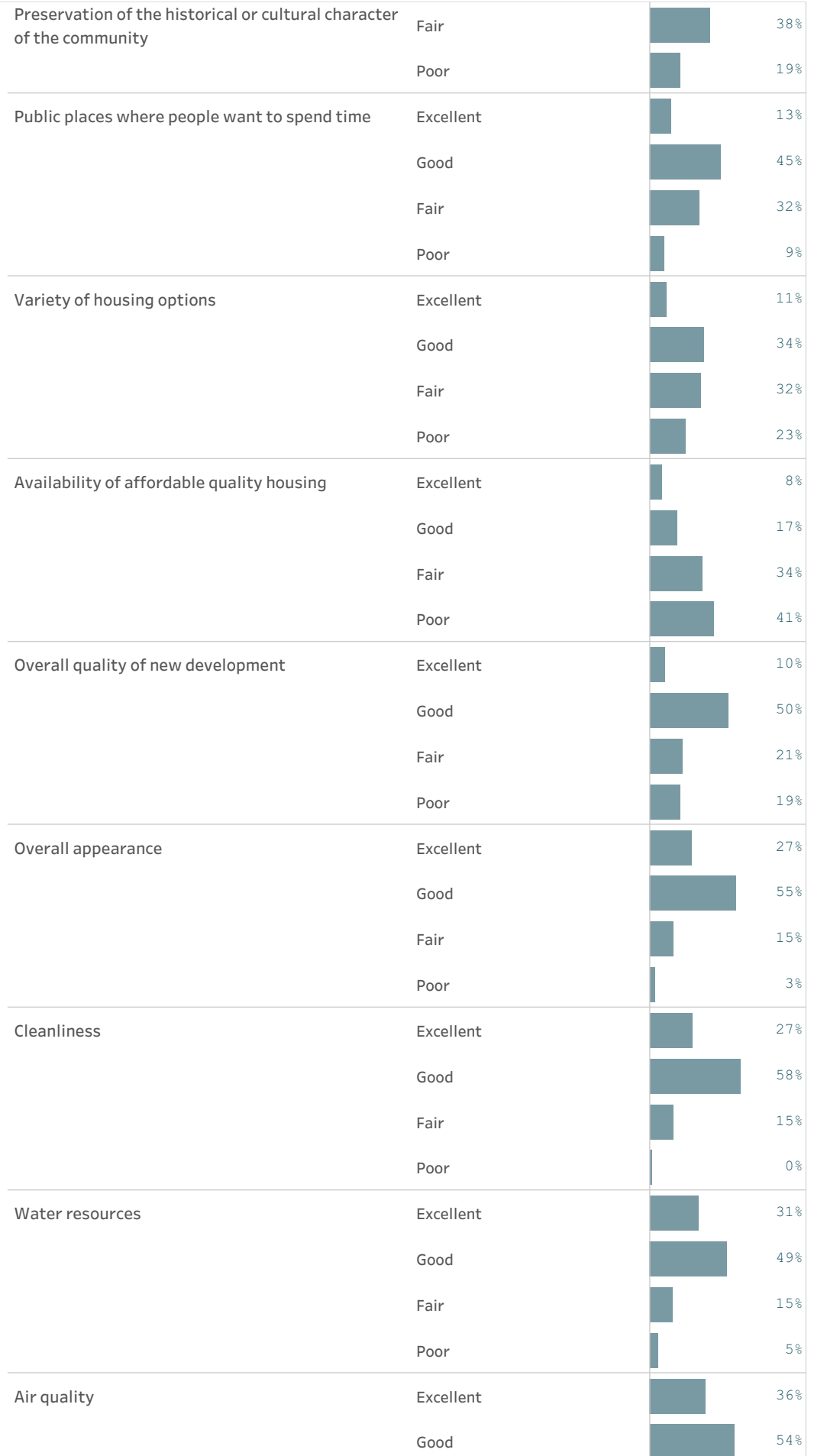
Please rate how safe or unsafe you feel:	From property crime	Somewhat safe		46%	
		Neither safe nor unsafe		13%	
		Somewhat unsafe		13%	
		Very unsafe		3%	
	From violent crime	Very safe		56%	
		Somewhat safe		33%	
		Neither safe nor unsafe		8%	
		Somewhat unsafe		3%	
		Very unsafe		0%	
	From fire, flood, or other natural disaster	Very safe		61%	
		Somewhat safe		30%	
		Neither safe nor unsafe		8%	
Somewhat unsafe			0%		
Very unsafe			0%		
Please rate the job you feel the Prior Lake community does at each of the following.	Making all residents feel welcome	Excellent		19%	
		Good		41%	
		Fair		26%	
		Poor		14%	
	Attracting people from diverse backgrounds	Excellent		13%	
		Good		36%	
		Fair		22%	
		Poor		29%	
	Valuing/respecting residents from diverse backgrounds	Excellent		18%	
		Good		34%	
		Fair		20%	
		Poor		27%	
	Taking care of vulnerable residents	Excellent		17%	
		Good		43%	
		Fair		29%	
		Poor		11%	
	Please rate each of the following in the Prior Lake community.	Overall quality of business and service establishments	Excellent		17%
			Good		50%

Please rate each of the following in the Prior Lake community.	Overall quality of business and service establishments	Fair		25%
		Poor		8%
	Variety of business and service establishments	Excellent		10%
		Good		28%
		Fair		42%
		Poor		20%
	Vibrancy of downtown/commercial area	Excellent		10%
		Good		29%
		Fair		40%
		Poor		21%
	Employment opportunities	Excellent		11%
		Good		26%
		Fair		43%
		Poor		21%
	Shopping opportunities	Excellent		6%
		Good		20%
		Fair		50%
		Poor		25%
	Cost of living	Excellent		2%
		Good		27%
		Fair		39%
		Poor		32%
	Overall image or reputation	Excellent		21%
		Good		46%
		Fair		23%
		Poor		9%
Please also rate each of the following in the Prior Lake community.	Traffic flow on major streets	Excellent		7%
		Good		47%
		Fair		24%
		Poor		22%
	Ease of public parking	Excellent		9%
	Good		46%	

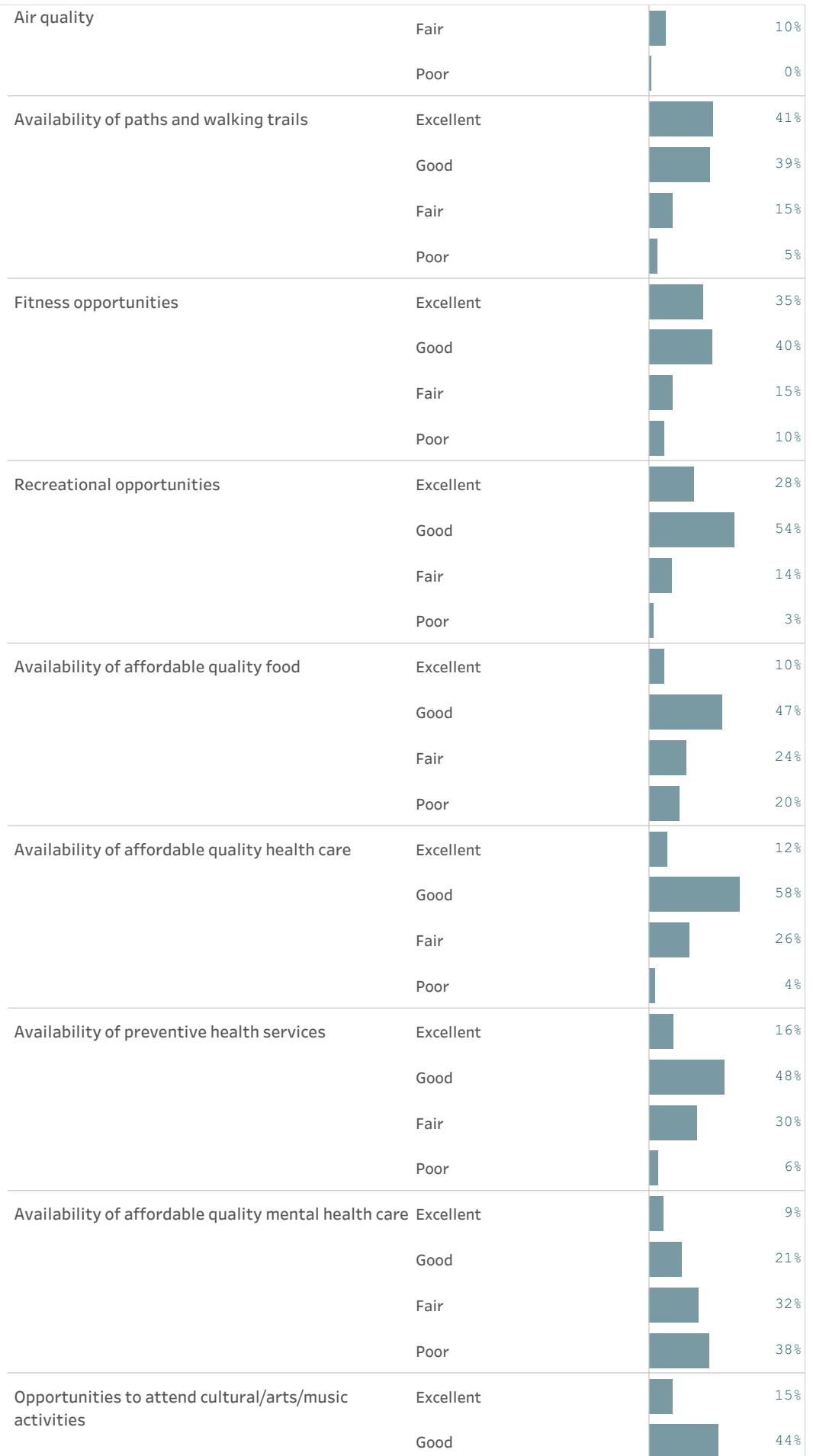
Please also rate each of the following in the Prior Lake community.



































Please also rate each of the following in the Prior Lake community.



































Please also rate each of the following in the Prior Lake community.

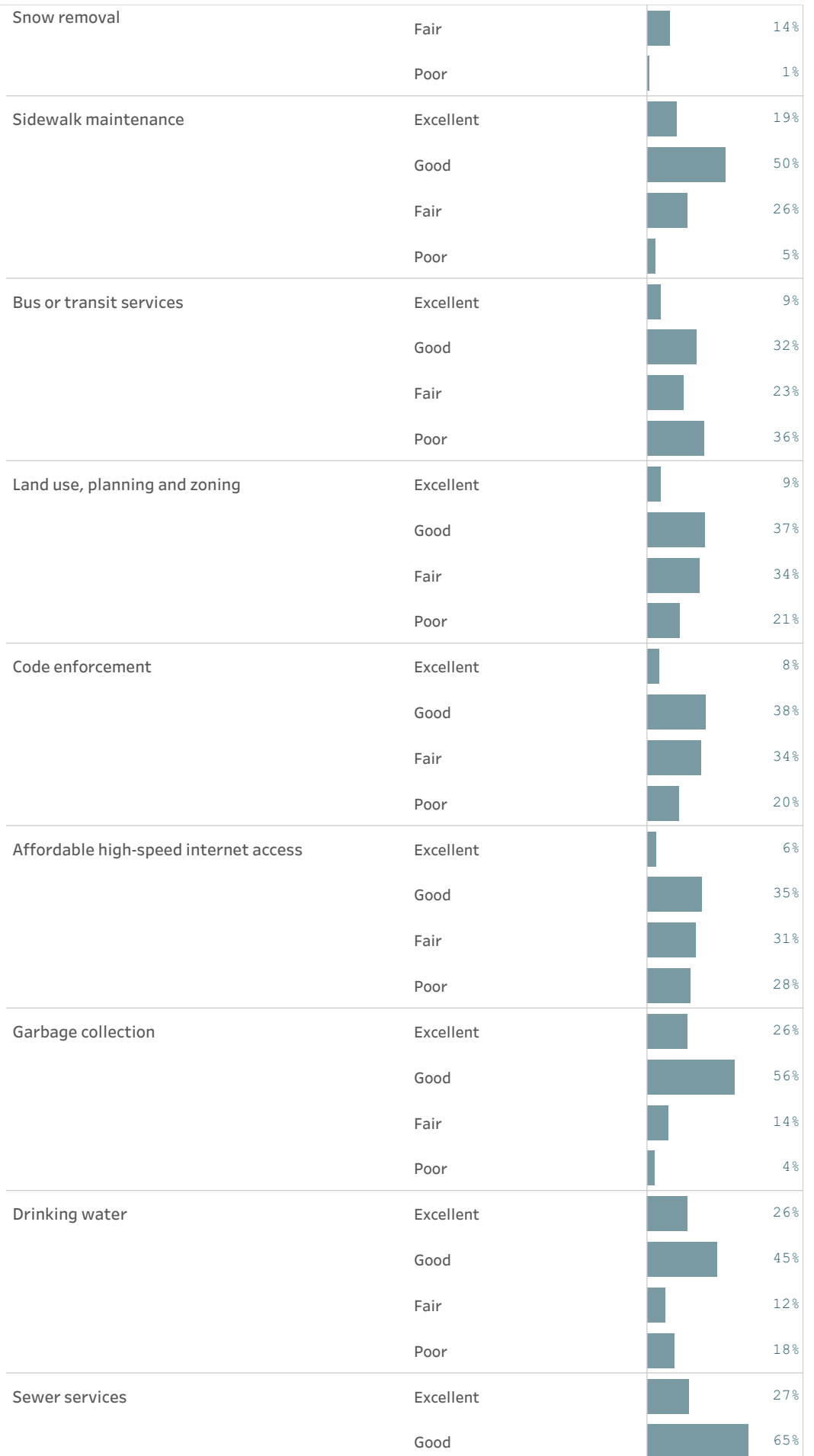


Please also rate each of the following in the Prior Lake community.				
Opportunities to attend cultural/arts/music activities	Fair		27%	
	Poor		14%	
Community support for the arts	Excellent		13%	
	Good		45%	
	Fair		27%	
	Poor		16%	
Availability of affordable quality childcare/preschool	Excellent		12%	
	Good		35%	
	Fair		30%	
	Poor		22%	
K-12 education	Excellent		20%	
	Good		45%	
	Fair		33%	
	Poor		2%	
Adult educational opportunities	Excellent		10%	
	Good		51%	
	Fair		26%	
	Poor		13%	
Sense of civic/community pride	Excellent		15%	
	Good		47%	
	Fair		28%	
	Poor		10%	
Neighborliness of residents	Excellent		21%	
	Good		43%	
	Fair		24%	
	Poor		12%	
Opportunities to participate in social events and activities	Excellent		13%	
	Good		54%	
	Fair		26%	
	Poor		7%	
Opportunities to attend special events and festivals	Excellent		17%	
	Good		52%	

































Please also rate each of the following in the Prior Lake community.	Opportunities to attend special events and festivals	Fair		25%
		Poor		6%
	Opportunities to volunteer	Excellent		14%
		Good		60%
		Fair		18%
Poor			8%	
Opportunities to participate in community matters	Excellent		10%	
	Good		55%	
	Fair		31%	
	Poor		3%	
Openness and acceptance of the community toward people of diverse backgrounds	Excellent		15%	
	Good		33%	
	Fair		23%	
	Poor		29%	
Please indicate whether or not you have done each of the following in the last 12 months.	Contacted the City of Prior Lake for help or information	No		42%
		Yes		58%
	Contacted Prior Lake elected officials to express your opinion	No		76%
		Yes		24%
	Attended a local public meeting	No		58%
		Yes		42%
	Watched a local public meeting	No		66%
		Yes		34%
	Volunteered your time to some group/activity	No		66%
		Yes		34%
	Campaigned or advocated for a local issue, cause, or candidate	No		80%
		Yes		20%
	Voted in your most recent local election	No		11%
		Yes		89%
	Used public transportation instead of driving	No		91%
		Yes		9%
	Carpooled with other adults or children instead of driving alone	No		54%
		Yes		46%

Please indicate whether or not you have done each of the following in the last 12 months.	Walked or biked instead of driving	No		48%
		Yes		52%
Please rate the quality of each of the following services in Prior Lake.	Public information services	Excellent		13%
		Good		54%
		Fair		26%
		Poor		7%
	Economic development	Excellent		10%
		Good		34%
		Fair		38%
		Poor		19%
	Traffic enforcement	Excellent		12%
		Good		61%
Fair			23%	
Poor			4%	
Traffic signal timing	Excellent		7%	
	Good		49%	
	Fair		24%	
	Poor		19%	
Street repair	Excellent		8%	
	Good		41%	
	Fair		31%	
	Poor		20%	
Street cleaning	Excellent		20%	
	Good		56%	
	Fair		22%	
	Poor		2%	
Street lighting	Excellent		13%	
	Good		54%	
	Fair		25%	
	Poor		9%	
Snow removal	Excellent		24%	
	Good		60%	

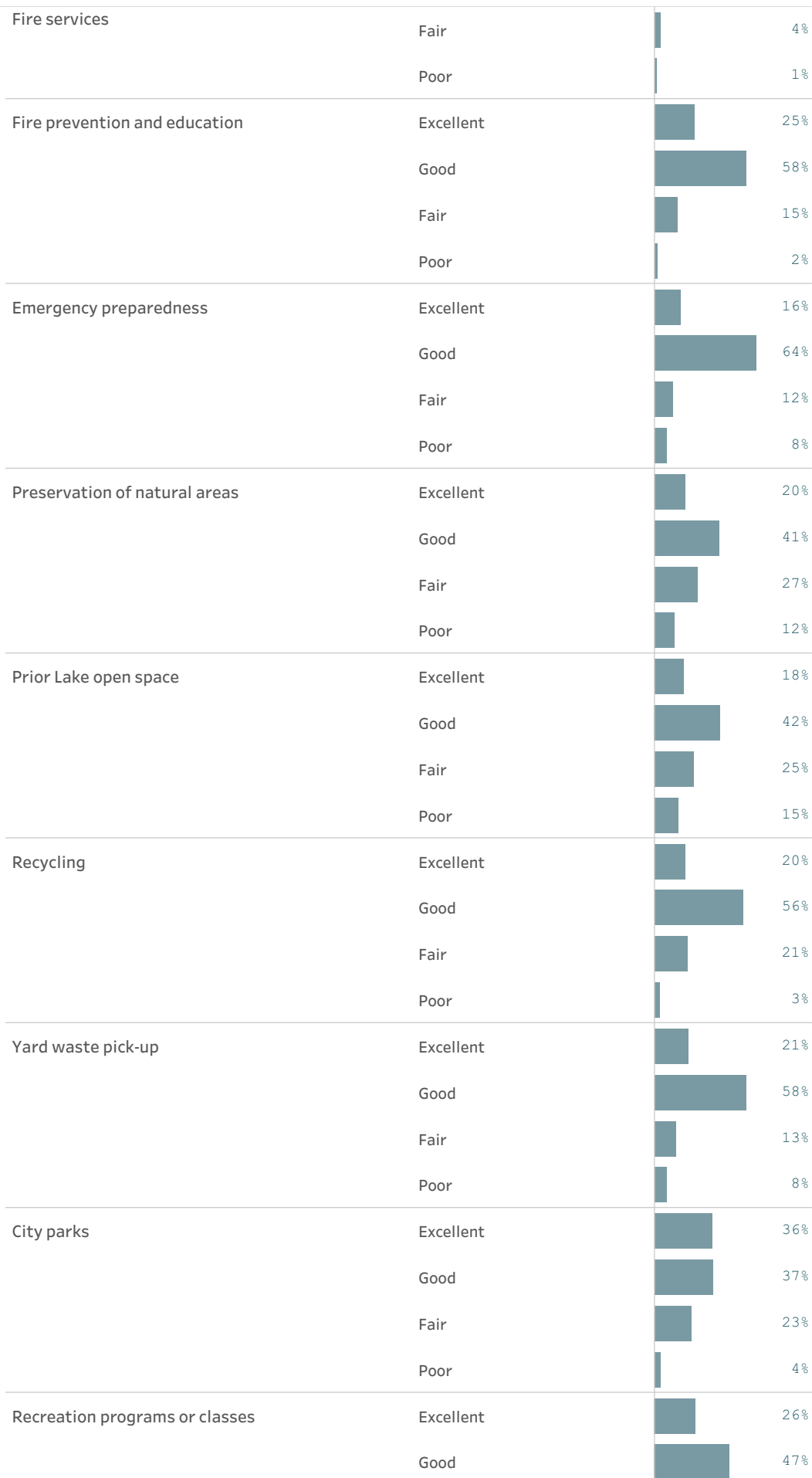
Please rate the quality of each of the following services in Prior Lake.



































Please rate the quality of each of the following services in Prior Lake.

































Sewer services	Fair		5%
	Poor		3%
Storm water management	Excellent		18%
	Good		66%
	Fair		13%
	Poor		3%
Power (electric and/or gas) utility	Excellent		23%
	Good		57%
	Fair		15%
	Poor		5%
Utility billing	Excellent		20%
	Good		53%
	Fair		17%
	Poor		11%
Police/Sheriff services	Excellent		31%
	Good		55%
	Fair		11%
	Poor		3%
Crime prevention	Excellent		18%
	Good		53%
	Fair		19%
	Poor		9%
Animal control	Excellent		16%
	Good		55%
	Fair		18%
	Poor		11%
Ambulance or emergency medical services	Excellent		29%
	Good		63%
	Fair		8%
	Poor		0%
Fire services	Excellent		35%
	Good		60%

Please rate the quality of each of the following services in Prior Lake.

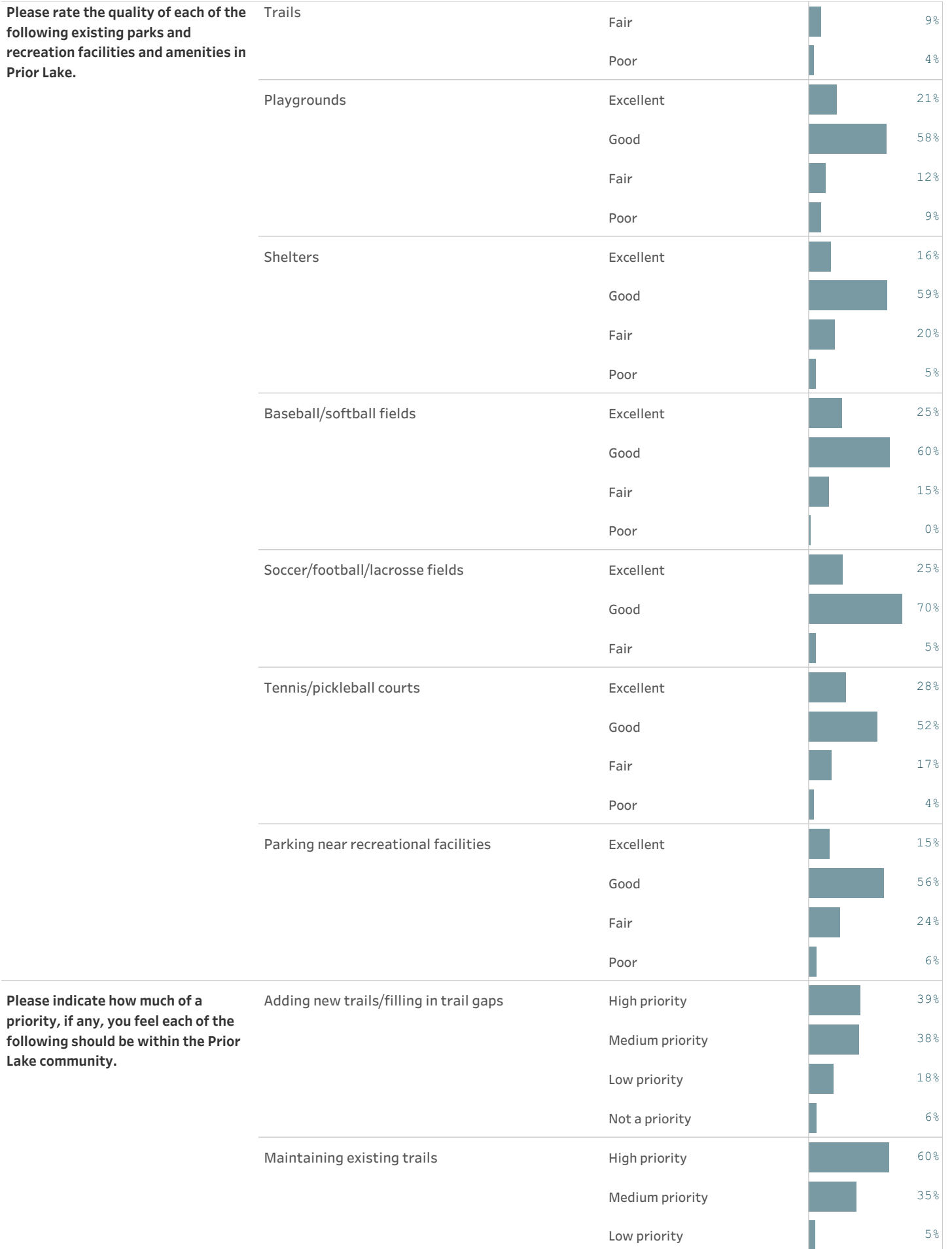


Please rate the quality of each of the following services in Prior Lake.	Recreation programs or classes	Fair		23%
		Poor		4%
	Recreation centers or facilities	Excellent		21%
		Good		49%
		Fair		22%
		Poor		9%
	Health services	Excellent		22%
		Good		55%
		Fair		19%
		Poor		4%
	Public library services	Excellent		42%
		Good		55%
		Fair		4%
	Overall customer service by Prior Lake employees	Excellent		29%
		Good		58%
		Fair		12%
		Poor		0%
Please rate the following categories of Prior Lake government performance.	The value of services for the taxes paid to Prior Lake	Excellent		7%
		Good		36%
		Fair		42%
		Poor		16%
	The overall direction that Prior Lake is taking	Excellent		8%
		Good		37%
		Fair		41%
		Poor		14%
	The job Prior Lake government does at welcoming resident involvement	Excellent		12%
		Good		40%
		Fair		40%
		Poor		8%
	Overall confidence in Prior Lake government	Excellent		9%
		Good		37%
		Fair		35%

Please rate the following categories of Prior Lake government performance.	Overall confidence in Prior Lake government	Poor		20%
Generally acting in the best interest of the community	Excellent			11%
	Good			37%
	Fair			39%
	Poor			14%
Being honest	Excellent			9%
	Good			45%
	Fair			33%
	Poor			14%
Being open and transparent to the public	Excellent			10%
	Good			38%
	Fair			30%
	Poor			22%
Informing residents about issues facing the community	Excellent			7%
	Good			39%
	Fair			30%
	Poor			24%
Treating all residents fairly	Excellent			14%
	Good			46%
	Fair			26%
	Poor			14%
Treating residents with respect	Excellent			13%
	Good			54%
	Fair			28%
	Poor			5%
Overall, how would you rate the quality of the services provided by each of the following?	The City of Prior Lake	Excellent		15%
		Good		51%
		Fair		27%
		Poor		7%
The Federal Government	Excellent			0%
	Good			36%
	Fair			38%

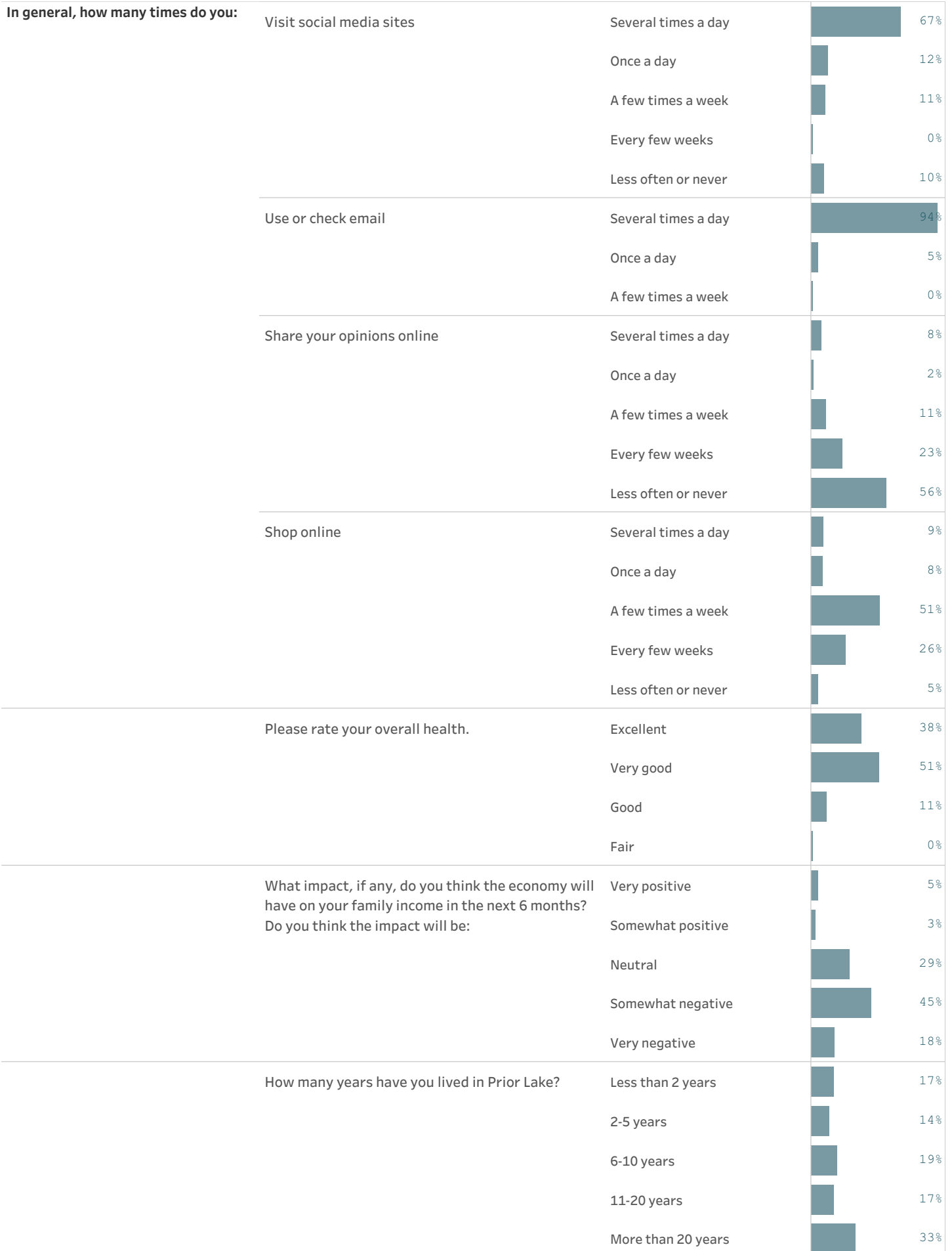
quality of the services provided by each of the following?	The Federal Government	Poor		26%
	Please rate how important, if at all, you think it is for the Prior Lake community to focus on each of the following in the coming two years.	Overall economic health	Essential	
Very important				50%
Somewhat important				12%
Overall quality of the transportation system		Essential		24%
	Very important		41%	
	Somewhat important		31%	
	Not at all important		5%	
Overall design or layout of residential and commercial areas	Essential		25%	
	Very important		47%	
	Somewhat important		26%	
	Not at all important		1%	
Overall quality of the utility infrastructure	Essential		49%	
	Very important		40%	
	Somewhat important		11%	
Overall feeling of safety	Essential		59%	
	Very important		30%	
	Somewhat important		11%	
	Not at all important		0%	
Overall quality of natural environment	Essential		36%	
	Very important		48%	
	Somewhat important		16%	
	Not at all important		0%	
Overall quality of parks and recreation opportunities	Essential		29%	
	Very important		56%	
	Somewhat important		15%	
Overall health and wellness opportunities	Essential		19%	
	Very important		50%	
	Somewhat important		30%	
	Not at all important		1%	
Overall opportunities for education, culture, and the arts	Essential		18%	
	Very important		44%	

































Please rate how important, if at all, you think it is for the Prior Lake community to focus on each of the following in the coming two years.	Overall opportunities for education, culture, and the arts	Somewhat important		34%
		Not at all important		4%
	Residents' connection and engagement with their community	Essential		18%
		Very important		45%
		Somewhat important		34%
Not at all important			3%	
During the past few years, on average, how often did you use or participate in the following in Prior Lake?	Parks, playgrounds and picnic areas	Weekly		43%
		Monthly		24%
		A few times per year		28%
		Never		5%
	Natural areas and trails	Weekly		63%
		Monthly		16%
		A few times per year		17%
		Never		3%
	Sports fields or courts	Weekly		11%
		Monthly		20%
		A few times per year		27%
		Never		41%
	Sports leagues	Weekly		11%
		Monthly		6%
		A few times per year		15%
		Never		68%
	Events (e.g., concerts, markets, etc.)	Weekly		6%
		Monthly		17%
		A few times per year		66%
		Never		12%
Please rate the quality of each of the following existing parks and recreation facilities and amenities in Prior Lake.	Neighborhood parks	Excellent		25%
		Good		56%
		Fair		13%
		Poor		6%
	Trails	Excellent		27%
		Good		60%



Please indicate how much of a priority, if any, you feel each of the following should be within the Prior Lake community.	Improvements to existing neighborhood parks	High priority		27%
		Medium priority		49%
		Low priority		21%
		Not a priority		2%
Improvements/enhancements to Lakefront Park	High priority		30%	
	Medium priority		50%	
	Low priority		16%	
	Not a priority		4%	
Improvements/enhancements to Sand Point Beach	High priority		33%	
	Medium priority		37%	
	Low priority		26%	
	Not a priority		5%	
Adding new community parks/athletic fields	High priority		13%	
	Medium priority		38%	
	Low priority		36%	
	Not a priority		13%	
Improvements to existing athletic fields or courts	High priority		14%	
	Medium priority		47%	
	Low priority		33%	
	Not a priority		6%	
Adding additional pickleball/tennis courts	High priority		7%	
	Medium priority		26%	
	Low priority		42%	
	Not a priority		24%	
Adding additional parking near recreational facilities	High priority		11%	
	Medium priority		46%	
	Low priority		35%	
	Not a priority		8%	
How much of a source, if at all, are each of the following for you for getting information about the City government and its activities, events, and services?	City website (www.priorlakemn.gov)	Major source		55%
		Minor source		39%
		Not a source		6%
	Local newspaper (Prior Lake American)	Major source		47%

How much of a source, if at all, are each of the following for you for getting information about the City government and its activities, events, and services?	Local newspaper (Prior Lake American)	Minor source		34%
		Not a source		20%
	Government access channel	Major source		4%
		Minor source		19%
		Not a source		77%
	Talking with City officials and/or City employees	Major source		8%
		Minor source		45%
		Not a source		47%
	City Facebook	Major source		42%
		Minor source		25%
		Not a source		33%
	City Twitter	Major source		5%
Minor source			22%	
Not a source			73%	
Word-of-mouth	Major source		32%	
	Minor source		60%	
	Not a source		8%	
City Council and other public meetings	Major source		16%	
	Minor source		51%	
	Not a source		32%	
City email news distribution list	Major source		56%	
	Minor source		30%	
	Not a source		14%	
In general, how many times do you:	Access the internet from your home	Several times a day		94%
		Once a day		5%
		A few times a week		0%
		Every few weeks		0%
	Access the internet from your cell phone	Several times a day		95%
		Once a day		1%
		A few times a week		1%
		Every few weeks		1%
Less often or never			1%	



	Which best describes the building you live in?	One family house detached from any other houses		68%
		Building with two or more homes (duplex, townhome, apa..		32%
	Do you rent or own your home?	Rent		11%
		Own		89%
About how much is your monthly housing cost for the place you live (including rent, mortgage payment, property tax, property insurance, and homeowners' association (HOA) fees)?	About how much is your monthly housing cost for the place you live (including rent, mortgage payment, property tax, property insurance and homeowners' association (HOA) fees)?	Less than \$500		7%
		\$500 to \$999		5%
		\$1,000 to \$1,499		11%
		\$1,500 to \$1,999		29%
		\$2,000 to \$2,499		14%
		\$2,500 to \$2,999		17%
		\$3,000 to \$3,499		9%
		\$3,500 or more		9%
	Do any children 17 or under live in your household?	No		59%
		Yes		41%
	Are you or any other members of your household aged 65 or older?	No		73%
		Yes		27%
	How much do you anticipate your household's total income before taxes will be for the current year? (Please include in your total income money from all sources for all persons living in your household.)	Less than \$25,000		2%
		\$25,000 to \$49,999		12%
		\$50,000 to \$74,999		8%
		\$75,000 to \$99,999		14%
		\$100,000 to \$149,999		16%
		\$150,000 or more		48%
Are you Spanish, Hispanic, or Latino?	Are you Spanish, Hispanic or Latino?	No, not Spanish, Hispanic, or Latino		98%
		Yes, I consider myself to be Spanish, Hispanic, or Latino		2%
	What is your race? (Mark one or more races to indicate what race you consider yourself to be.)	American Indian or Alaskan Native		2%
		Asian, Asian Indian, or Pacific Islander		3%
		Black or African American		1%
		White		95%
		Other		2%
	In which category is your age?	25-34 years		21%
		35-44 years		21%
		45-54 years		21%



The City of Prior Lake 2022 Community Survey

Please complete this survey if you are the adult (age 18 or older) in the household who most recently had a birthday (the year of birth does not matter). Your responses are confidential and no identifying information will be shared.

1. Please rate each of the following aspects of quality of life in Prior Lake.

	<u>Excellent</u>	<u>Good</u>	<u>Fair</u>	<u>Poor</u>	<u>Don't know</u>
Prior Lake as a place to live	1	2	3	4	5
Your neighborhood as a place to live	1	2	3	4	5
Prior Lake as a place to raise children	1	2	3	4	5
Prior Lake as a place to work.....	1	2	3	4	5
Prior Lake as a place to visit.....	1	2	3	4	5
Prior Lake as a place to retire.....	1	2	3	4	5
The overall quality of life in Prior Lake.....	1	2	3	4	5
Sense of community.....	1	2	3	4	5

2. Please rate each of the following characteristics as they relate to Prior Lake as a whole.

	<u>Excellent</u>	<u>Good</u>	<u>Fair</u>	<u>Poor</u>	<u>Don't know</u>
Overall economic health of Prior Lake.....	1	2	3	4	5
Overall quality of the transportation system (auto, bicycle, foot, bus) in Prior Lake.....	1	2	3	4	5
Overall design or layout of Prior Lake's residential and commercial areas (e.g., homes, buildings, streets, parks, etc.)	1	2	3	4	5
Overall quality of the utility infrastructure in Prior Lake (water, sewer, storm water, electric/gas, broadband).....	1	2	3	4	5
Overall feeling of safety in Prior Lake.....	1	2	3	4	5
Overall quality of natural environment in Prior Lake.....	1	2	3	4	5
Overall quality of parks and recreation opportunities.....	1	2	3	4	5
Overall health and wellness opportunities in Prior Lake.....	1	2	3	4	5
Overall opportunities for education, culture, and the arts.....	1	2	3	4	5
Residents' connection and engagement with their community	1	2	3	4	5

3. Please indicate how likely or unlikely you are to do each of the following.

	<u>Very likely</u>	<u>Somewhat likely</u>	<u>Somewhat unlikely</u>	<u>Very unlikely</u>	<u>Don't know</u>
Recommend living in Prior Lake to someone who asks.....	1	2	3	4	5
Remain in Prior Lake for the next five years.....	1	2	3	4	5

4. Please rate how safe or unsafe you feel:

	<u>Very safe</u>	<u>Somewhat safe</u>	<u>Neither safe nor unsafe</u>	<u>Somewhat unsafe</u>	<u>Very unsafe</u>	<u>Don't know</u>
In your neighborhood during the day.....	1	2	3	4	5	6
In Prior Lake's downtown/commercial area during the day	1	2	3	4	5	6
From property crime.....	1	2	3	4	5	6
From violent crime.....	1	2	3	4	5	6
From fire, flood, or other natural disaster	1	2	3	4	5	6

5. Please rate the job you feel the Prior Lake community does at each of the following.

	<u>Excellent</u>	<u>Good</u>	<u>Fair</u>	<u>Poor</u>	<u>Don't know</u>
Making all residents feel welcome	1	2	3	4	5
Attracting people from diverse backgrounds.....	1	2	3	4	5
Valuing/respecting residents from diverse backgrounds.....	1	2	3	4	5
Taking care of vulnerable residents (elderly, disabled, homeless, etc.).....	1	2	3	4	5

6. Please rate each of the following in the Prior Lake community.

	<u>Excellent</u>	<u>Good</u>	<u>Fair</u>	<u>Poor</u>	<u>Don't know</u>
Overall quality of business and service establishments in Prior Lake.....	1	2	3	4	5
Variety of business and service establishments in Prior Lake	1	2	3	4	5
Vibrancy of downtown/commercial area	1	2	3	4	5
Employment opportunities	1	2	3	4	5
Shopping opportunities	1	2	3	4	5
Cost of living in Prior Lake.....	1	2	3	4	5
Overall image or reputation of Prior Lake	1	2	3	4	5

7. Please also rate each of the following in the Prior Lake community.

	<u>Excellent</u>	<u>Good</u>	<u>Fair</u>	<u>Poor</u>	<u>Don't know</u>
Traffic flow on major streets.....	1	2	3	4	5
Ease of public parking.....	1	2	3	4	5
Ease of travel by car in Prior Lake.....	1	2	3	4	5
Ease of travel by public transportation in Prior Lake.....	1	2	3	4	5
Ease of travel by bicycle in Prior Lake.....	1	2	3	4	5
Ease of walking in Prior Lake.....	1	2	3	4	5
Well-planned residential growth.....	1	2	3	4	5
Well-planned commercial growth.....	1	2	3	4	5
Well-designed neighborhoods.....	1	2	3	4	5
Preservation of the historical or cultural character of the community.....	1	2	3	4	5
Public places where people want to spend time.....	1	2	3	4	5
Variety of housing options.....	1	2	3	4	5
Availability of affordable quality housing.....	1	2	3	4	5
Overall quality of new development in Prior Lake.....	1	2	3	4	5
Overall appearance of Prior Lake.....	1	2	3	4	5
Cleanliness of Prior Lake.....	1	2	3	4	5
Water resources (beaches, lakes, ponds, riverways, etc.).....	1	2	3	4	5
Air quality.....	1	2	3	4	5
Availability of paths and walking trails.....	1	2	3	4	5
Fitness opportunities (including exercise classes and paths or trails, etc.)... ..	1	2	3	4	5
Recreational opportunities.....	1	2	3	4	5
Availability of affordable quality food.....	1	2	3	4	5
Availability of affordable quality health care.....	1	2	3	4	5
Availability of preventive health services.....	1	2	3	4	5
Availability of affordable quality mental health care.....	1	2	3	4	5
Opportunities to attend cultural/arts/music activities.....	1	2	3	4	5
Community support for the arts.....	1	2	3	4	5
Availability of affordable quality childcare/preschool.....	1	2	3	4	5
K-12 education.....	1	2	3	4	5
Adult educational opportunities.....	1	2	3	4	5
Sense of civic/community pride.....	1	2	3	4	5
Neighborliness of residents in Prior Lake.....	1	2	3	4	5
Opportunities to participate in social events and activities.....	1	2	3	4	5
Opportunities to attend special events and festivals.....	1	2	3	4	5
Opportunities to volunteer.....	1	2	3	4	5
Opportunities to participate in community matters.....	1	2	3	4	5
Openness and acceptance of the community toward people of diverse backgrounds.....	1	2	3	4	5

8. Please indicate whether or not you have done each of the following in the last 12 months.

	<u>No</u>	<u>Yes</u>
Contacted the City of Prior Lake (in-person, phone, email, or web) for help or information.....	1	2
Contacted Prior Lake elected officials (in-person, phone, email, or web) to express your opinion.....	1	2
Attended a local public meeting (of local elected officials like City Council or County Commissioners, advisory boards, town halls, HOA, neighborhood watch, etc.).....	1	2
Watched (online or on television) a local public meeting.....	1	2
Volunteered your time to some group/activity in Prior Lake.....	1	2
Campaigned or advocated for a local issue, cause, or candidate.....	1	2
Voted in your most recent local election.....	1	2
Used bus, rail, subway, or other public transportation instead of driving.....	1	2
Carpooled with other adults or children instead of driving alone.....	1	2
Walked or biked instead of driving.....	1	2

The City of Prior Lake 2022 Community Survey

9. Please rate the quality of each of the following services in Prior Lake.

	<u>Excellent</u>	<u>Good</u>	<u>Fair</u>	<u>Poor</u>	<u>Don't know</u>
Public information services.....	1	2	3	4	5
Economic development.....	1	2	3	4	5
Traffic enforcement.....	1	2	3	4	5
Traffic signal timing.....	1	2	3	4	5
Street repair.....	1	2	3	4	5
Street cleaning.....	1	2	3	4	5
Street lighting.....	1	2	3	4	5
Snow removal.....	1	2	3	4	5
Sidewalk maintenance.....	1	2	3	4	5
Bus or transit services.....	1	2	3	4	5
Land use, planning, and zoning.....	1	2	3	4	5
Code enforcement (weeds, abandoned buildings, etc.).....	1	2	3	4	5
Affordable high-speed internet access.....	1	2	3	4	5
Garbage collection.....	1	2	3	4	5
Drinking water.....	1	2	3	4	5
Sewer services.....	1	2	3	4	5
Storm water management (storm drainage, dams, levees, etc.).....	1	2	3	4	5
Power (electric and/or gas) utility.....	1	2	3	4	5
Utility billing.....	1	2	3	4	5
Police/Sheriff services.....	1	2	3	4	5
Crime prevention.....	1	2	3	4	5
Animal control.....	1	2	3	4	5
Ambulance or emergency medical services.....	1	2	3	4	5
Fire services.....	1	2	3	4	5
Fire prevention and education.....	1	2	3	4	5
Emergency preparedness (services that prepare the community for natural disasters or other emergency situations).....	1	2	3	4	5
Preservation of natural areas (open space, farmlands, and greenbelts).....	1	2	3	4	5
Prior Lake open space.....	1	2	3	4	5
Recycling.....	1	2	3	4	5
Yard waste pick-up.....	1	2	3	4	5
City parks.....	1	2	3	4	5
Recreation programs or classes.....	1	2	3	4	5
Recreation centers or facilities.....	1	2	3	4	5
Health services.....	1	2	3	4	5
Public library services.....	1	2	3	4	5
Overall customer service by Prior Lake employees (police, receptionists, planners, etc.).....	1	2	3	4	5

10. Please rate the following categories of Prior Lake government performance.

	<u>Excellent</u>	<u>Good</u>	<u>Fair</u>	<u>Poor</u>	<u>Don't know</u>
The value of services for the taxes paid to Prior Lake.....	1	2	3	4	5
The overall direction that Prior Lake is taking.....	1	2	3	4	5
The job Prior Lake government does at welcoming resident involvement.....	1	2	3	4	5
Overall confidence in Prior Lake government.....	1	2	3	4	5
Generally acting in the best interest of the community.....	1	2	3	4	5
Being honest.....	1	2	3	4	5
Being open and transparent to the public.....	1	2	3	4	5
Informing residents about issues facing the community.....	1	2	3	4	5
Treating all residents fairly.....	1	2	3	4	5
Treating residents with respect.....	1	2	3	4	5

11. Overall, how would you rate the quality of the services provided by each of the following?

	<u>Excellent</u>	<u>Good</u>	<u>Fair</u>	<u>Poor</u>	<u>Don't know</u>
The City of Prior Lake	1	2	3	4	5
The Federal Government.....	1	2	3	4	5

12. Please rate how important, if at all, you think it is for the Prior Lake community to focus on each of the following in the coming two years.

	<u>Essential</u>	<u>Very important</u>	<u>Somewhat important</u>	<u>Not at all important</u>
Overall economic health of Prior Lake.....	1	2	3	4
Overall quality of the transportation system (auto, bicycle, foot, bus) in Prior Lake	1	2	3	4
Overall design or layout of Prior Lake's residential and commercial areas (e.g., homes, buildings, streets, parks, etc.).....	1	2	3	4
Overall quality of the utility infrastructure in Prior Lake (water, sewer, storm water, electric/gas, broadband)	1	2	3	4
Overall feeling of safety in Prior Lake.....	1	2	3	4
Overall quality of natural environment in Prior Lake.....	1	2	3	4
Overall quality of parks and recreation opportunities.....	1	2	3	4
Overall health and wellness opportunities in Prior Lake.....	1	2	3	4
Overall opportunities for education, culture, and the arts.....	1	2	3	4
Residents' connection and engagement with their community	1	2	3	4

13. During the past few years, on average, how often did you use or participate in the following in Prior Lake?

	<u>Weekly</u>	<u>Monthly</u>	<u>A few times per year</u>	<u>Never</u>	<u>Don't know</u>
Parks, playgrounds and picnic areas.....	1	2	3	4	5
Natural areas and trails.....	1	2	3	4	5
Sports fields or courts.....	1	2	3	4	5
Sports leagues	1	2	3	4	5
Events (e.g., concerts, markets, etc.).....	1	2	3	4	5

14. Please rate the quality of each of the following existing parks and recreation facilities and amenities in Prior Lake.

	<u>Excellent</u>	<u>Good</u>	<u>Fair</u>	<u>Poor</u>	<u>Don't know</u>
Neighborhood parks.....	1	2	3	4	5
Trails.....	1	2	3	4	5
Playgrounds	1	2	3	4	5
Shelters.....	1	2	3	4	5
Baseball/softball fields.....	1	2	3	4	5
Soccer/football/lacrosse fields.....	1	2	3	4	5
Tennis/pickleball courts.....	1	2	3	4	5
Parking near recreational facilities.....	1	2	3	4	5

The City of Prior Lake 2022 Community Survey

15. Please indicate how much of a priority, if any, you feel each of the following should be within the Prior Lake community.

	High priority	Medium priority	Low priority	Not a priority
Adding new trails/filling in trail gaps.....	1	2	3	4
Maintaining existing trails.....	1	2	3	4
Improvements to existing neighborhood parks.....	1	2	3	4
Improvements/enhancements to Lakefront Park.....	1	2	3	4
Improvements/enhancements to Sand Point Beach.....	1	2	3	4
Adding new community parks/athletic fields.....	1	2	3	4
Improvements to existing athletic fields or courts.....	1	2	3	4
Adding additional pickleball/tennis courts.....	1	2	3	4
Adding additional parking near recreational facilities.....	1	2	3	4

16. How much of a source, if at all, are each of the following for you for getting information about the City government and its activities, events, and services?

	Major source	Minor source	Not a source
City website (www.priorlakemn.gov).....	1	2	3
Local newspaper (Prior Lake American).....	1	2	3
Government access channel.....	1	2	3
Talking with City officials and/or City employees.....	1	2	3
City Facebook.....	1	2	3
City Twitter.....	1	2	3
Word-of-mouth.....	1	2	3
City Council and other public meetings.....	1	2	3
City email news distribution list.....	1	2	3

Our last questions are about you and your household.
Again, all of your responses to this survey are confidential and no identifying information will be shared.

D1. In general, how many times do you:

	Several times a day	Once a day	A few times a week	Every few weeks	Less often or never	Don't know
Access the internet from your home using a computer, laptop, or tablet computer	1	2	3	4	5	6
Access the internet from your cell phone.....	1	2	3	4	5	6
Visit social media sites such as Facebook, Twitter, Nextdoor, etc.	1	2	3	4	5	6
Use or check email.....	1	2	3	4	5	6
Share your opinions online.....	1	2	3	4	5	6
Shop online.....	1	2	3	4	5	6

D2. Please rate your overall health.

- Excellent Very good Good Fair Poor

D3. What impact, if any, do you think the economy will have on your family income in the next 6 months? Do you think the impact will be:

- Very positive Somewhat positive Neutral Somewhat negative Very negative

D4. How many years have you lived in Prior Lake?

- Less than 2 years
 2-5 years
 6-10 years
 11-20 years
 More than 20 years

D5. Which best describes the building you live in?

- One family house detached from any other houses
 Building with two or more homes (duplex, townhome, apartment, or condominium)
 Mobile home
 Other

D6. Do you rent or own your home?

- Rent
 Own

D7. About how much is your monthly housing cost for the place you live (including rent, mortgage payment, property tax, property insurance, and homeowners' association (HOA) fees)?

- Less than \$500 \$2,000 to \$2,499
 \$500 to \$999 \$2,500 to \$2,999
 \$1,000 to \$1,499 \$3,000 to \$3,499
 \$1,500 to \$1,999 \$3,500 or more

D8. Do any children 17 or under live in your household?

- No Yes

D9. Are you or any other members of your household aged 65 or older?

- No Yes

D10. How much do you anticipate your household's total income before taxes will be for the current year? (Please include in your total income money from all sources for all persons living in your household.)

- Less than \$25,000 \$75,000 to \$99,999
 \$25,000 to \$49,999 \$100,000 to \$149,999
 \$50,000 to \$74,999 \$150,000 or more

D11. Are you Spanish, Hispanic or Latino?

- No, not Spanish, Hispanic, or Latino
 Yes, I consider myself to be Spanish, Hispanic, or Latino

D12. What is your race? (Mark one or more races to indicate what race you consider yourself to be.)

- American Indian or Alaskan Native
 Asian, Asian Indian, or Pacific Islander
 Black or African American
 White
 Other

D13. In which category is your age?

- 18-24 years 55-64 years
 25-34 years 65-74 years
 35-44 years 75 years or older
 45-54 years

D14. What is your gender?

- Female
 Male
 Identify in another way

Thank you! Please return the completed survey in the postage-paid envelope to:
National Research Center, Inc., PO Box 549, Belle Mead, NJ 08502